



# Campus Climate Survey on Sexual Violence Spring 2019

**Provided to:**

Jessica Rentto, Associate Vice President, Administration  
Emilio Ulloa, Director of Advising, College of Sciences



**By:**

Social Science Research Lab, SDSU



# CONTENTS

- Contents ..... 2**
- Survey Administration ..... 3**
  - Survey Instrument .....3
  - Publicizing the Survey.....3
  - Response Rate ..... 4
  - Respondent Demographics .....5
- Survey Results ..... 6**
  - Survey Results: Knowledge .....6
  - Survey Results: Attitudes .....10
  - Survey Results: Experiences .....17
- Recommendations..... 40**
  - Programming .....40
  - Survey Instrument .....40
  - Data Analysis.....41
- Appendix A. Description of Survey Instrument Measures**
- Appendix B. Survey Instrument**
- Appendix C. Crosstabulations by Gender**

# SURVEY ADMINISTRATION

The Social Science Research Lab (SSRL) was commissioned by SDSU's Title IX Coordinator Jessica Rentto and Dr. Emilio Ulloa to program and distribute the 2019 SDSU Campus Climate Survey on Sexual Violence to students enrolled at the SDSU main campus during the Spring 2019 semester. Similar surveys were conducted on campus in 2015 and 2017.

## Survey Instrument

In the 2019 version of the survey, modules developed by the Administrator Researcher Campus Climate Collaborative (ARC3) were added and several modules used previously were updated. Changes to the survey are described in detail in Appendix A.

The survey was programmed for online administration using the Qualtrics Survey Software package. Programming included locations for responses, checks for acceptable responses, instructions to respondents, necessary skip patterns, and randomized routing assignment for specific sections of the survey. Programming and data conversion into SPSS were tested prior to survey implementation.

An introduction page was included in the survey, which informed all potential survey respondents about the purpose of the study. The introduction also included a brief description of the sensitive nature of the questions, and the associated risks and discomforts that might be caused by some questions. In addition, survey respondents were informed about the voluntary nature of survey participation, and given tips on how to protect their privacy if they chose to participate. Survey respondents were also informed that they could exit the survey at any time. At the end of the survey, a list of resources and contact information was provided.

Student email addresses used for survey dissemination were provided by Enrollment Services. On April 8, 2019, an email invitation to participate in the survey was sent to 31,823 students. Thirty-two email addresses bounced, thus making the sample size 31,791. Six separate reminder emails were sent to non-respondents (April 15, April 23, May 2, May 9, May 13, and May 15.) The survey link was deactivated on May 20, 2019.

All students were informed in the email invitation that if they participated and completed the survey, they would be offered a chance to enter a raffle to win several \$50 gift cards to the SDSU Bookstore. In addition, some instructors also offered course credit for completing the survey.

## Publicizing the Survey

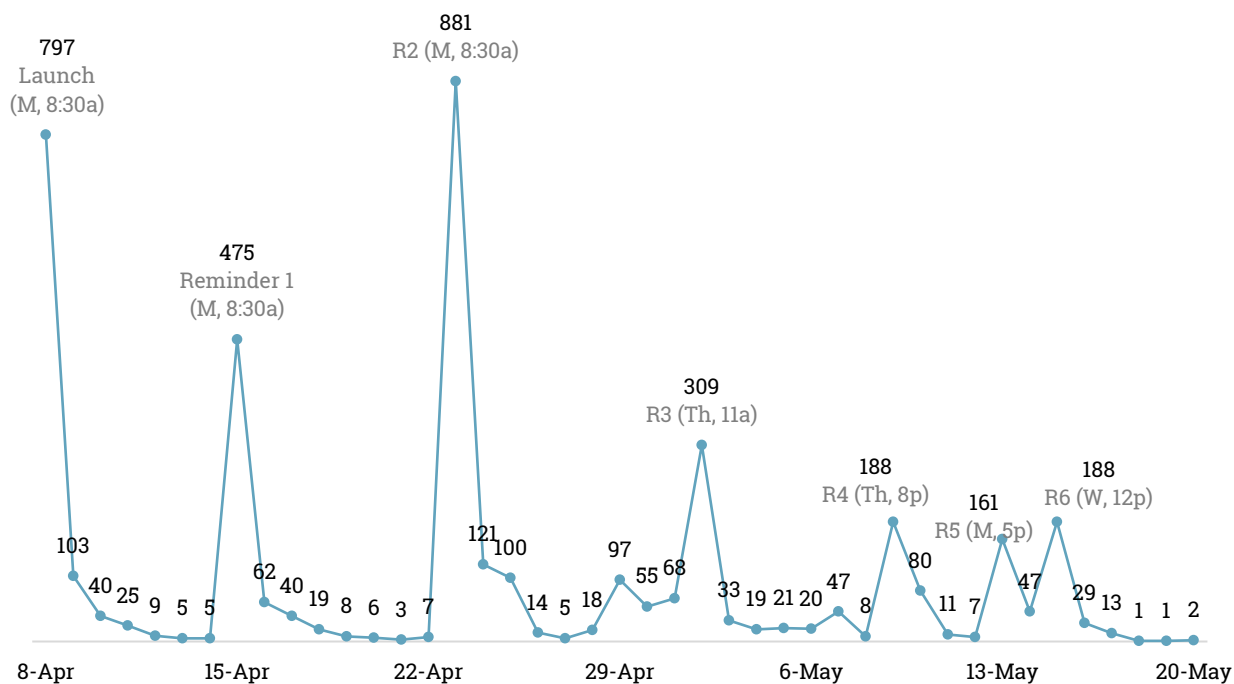
The survey was publicized by both the SDSU Sexual Violence Task Force staff and student groups including FratMANers/SISSTER. Publicity efforts included setting up tables during various events and pop-up tents. The Task Force staff also created marketing materials asking students "Have you taken the campus climate survey?" that were posted on digital displays on campus and on various social media platforms. These materials included information on how to find the survey invitation in their email inbox and information about incentives.

The Task Force staff collaborated with students by encouraging them to distribute flyers about the survey in their classroom, or to contact peers personally about the survey. An email was sent to members of the University Senate encouraging faculty and staff to support the Climate Survey by finding creative ways to encourage and incentivize student participation.

## Response Rate

A total of 4,148 students completed the survey. This represents a response rate of 13%. This response rate is significantly lower than the 30% response rate achieved in the 2015 survey, but higher than the response rate from 2017, which was 11%. This response rate is consistent with the response rate typically achieved in surveys of SDSU students.

**Response Rate by Date**



## NON-RESPONSE BIAS

Low response rates concern survey researchers due to a potential for unit non-response bias. As response rates decrease, the probability that the attitudes, experiences, and beliefs of non-respondents diverge from those who responded also increases<sup>1</sup>. The impact of nonresponse on an estimate depends on the relationship between the outcome of interest and decision to respond,<sup>2</sup> meaning that if survey participation is not heavily correlated with survey content, answers of responders and non-responders may not differ substantially. In a meta-analysis of 59 surveys<sup>3</sup>, a very weak relationship between nonresponse rate and non-response bias was found, concluding that non-response, by itself, is a poor predictor of absolute relative nonresponse bias. Researchers have increasingly examined impact of unit nonresponse on survey estimates and some have found no evidence of substantial nonresponse bias<sup>4</sup>. An examination<sup>5</sup> of the relationship between low response rates and the reliability of five measures widely used in higher education assessment found that for surveys with large sampling frames, reliable estimates can be obtained with lower response rates.

<sup>1</sup> Lin, W.-F., Hewitt, G. J., & Videras, J. (2017). "I'm meliiiiiiiiing...": The decline of response rates and the impact of nonresponse bias on the results of national surveys at small colleges. *New Directions for Institutional Research*, 51-62; Van Mol, C. (2017). Improving web survey efficiency: The impact of an extra reminder and reminder content on web survey response. *International Journal of Social Research Methodology*, 20(4), 317-327.

<sup>2</sup> Groves, R. M., & Peytcheva, E. (2008). The impact of nonresponse rates on nonresponse bias. *Public Opinion Quarterly*, 72(2), 167-189.

<sup>3</sup> Groves & Peytcheva (2008).

<sup>4</sup> Lin, Hewitt & Videras (2017); Perneger, T. V., Chamot, E., & Bovier, P. A. (2005). Nonresponse bias in a survey of patient perceptions of hospital care. *Medical Care*, 43(4), 374-380;

<sup>5</sup> Fosnacht, K., Sarraf, S., Howe, E., & Peck, L. K. (2017). How important are high response rates for college surveys? *The Review of Higher Education*, 40(2), 245-265.

## Respondent Demographics

The demographics of the survey respondents varied slightly from those of the SDSU student population. There were far more female respondents than male, and seniors were less likely to respond to the survey than freshmen, sophomore, juniors, or graduate students. The ethnicities of survey respondents and the SDSU student population cannot be compared, because the survey allowed students to choose more than one ethnic category.

### SPRING 2019 RESPONDENT DEMOGRAPHICS

	SDSU <sup>6</sup>	SURVEY RESPONDENTS
<b>GENDER<sup>7</sup></b>		
Male	44.6%	28.7%
Female	55.4%	70.6%
Other <sup>8</sup>	.003%	0.8%
<b>ETHNICITY<sup>9</sup></b>		
Native American	0.3%	2.3%
African American	3.9%	5.7%
Hispanic or Latino	28.9%	29.3%
Asian	7.4%	14.5%
Pacific Islander or Native Hawaiian	0.2%	1.3%
Filipino	5.8%	6.8%
White	34.7%	55.5%
Multiple ethnicities	6.4%	7.3%
Other	4.3%	2.4%
International	8.0%	4.3%
<b>CLASS STANDING<sup>10</sup></b>		
Freshman	12.7%	16.1%
Sophomore	15.4%	16.9%
Junior	21.4%	26.5%
Senior	37.6%	27.8%
Graduate	12.8%	12.0%

<sup>6</sup> SDSU Analytic Studies and Institutional Research, <https://asir.sdsu.edu/>

<sup>7</sup> Four students did not answer the gender identity question.

<sup>8</sup> SDSU ASIR listed 1 person as "Non-Binary." Source: <https://asir.sdsu.edu/enrollment-summary-data-table/>

<sup>9</sup> Survey respondents could choose more than one ethnicity. Thirteen students did not answer the question.

<sup>10</sup> Thirty students selected "other" as their class standing (not included in table).

# SURVEY RESULTS

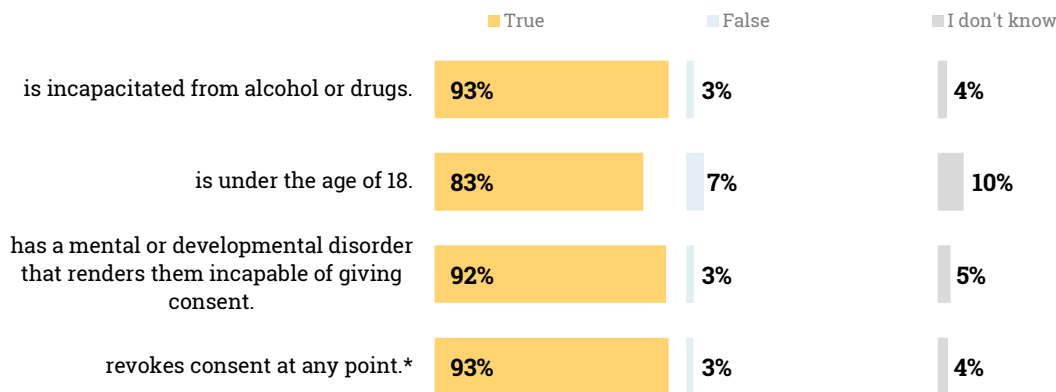
Key survey questions were asked of all 4,148 respondents. However, in order to reduce the length of the survey for individual respondents, several sections of the survey were randomly assigned to approximately one-third of all respondents. In these instances, the actual number of respondents who received the question is indicated. Charted percentages are calculated based on the respondents who answered the question. In order to assess differences between gender groups, crosstabulations by gender were performed for most variables. Significant differences between gender groups are indicated by asterisks (\*) on the charts. Additionally, for key questions in the “Survey Results: Experiences” section, crosstabulations were also run by sexual orientation (recoded as “Heterosexual” and “Not Heterosexual” and ethnicity (recoded as “White only” or “Not White only”). Only crosstabulations that indicated significant differences between groups are charted in this section.

## Survey Results: Knowledge

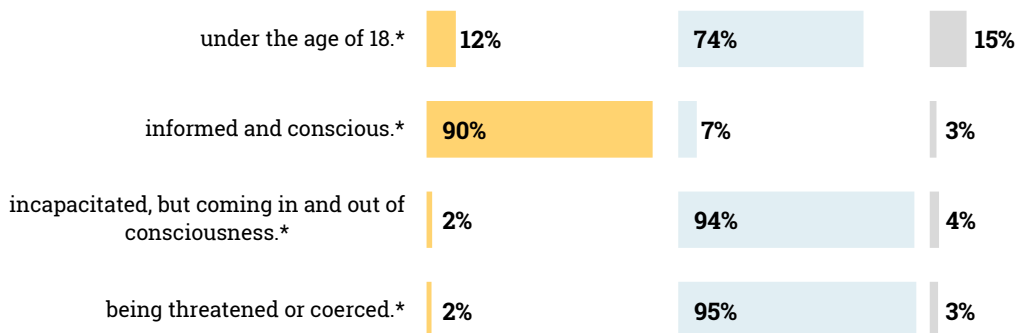
### CAMPUS POLICIES, PROCEDURES, AND RESOURCES

These questions assess student knowledge of SDSU policies and procedures regarding sexual violence, as well as their awareness of available campus resources. These questions were displayed to all respondents. Respondents were asked to indicate whether a statement regarding consent was correct or incorrect, by selecting “true,” “false,” or “I don’t know.” **Most respondents were aware of what constitutes consent and what constitutes rape.**

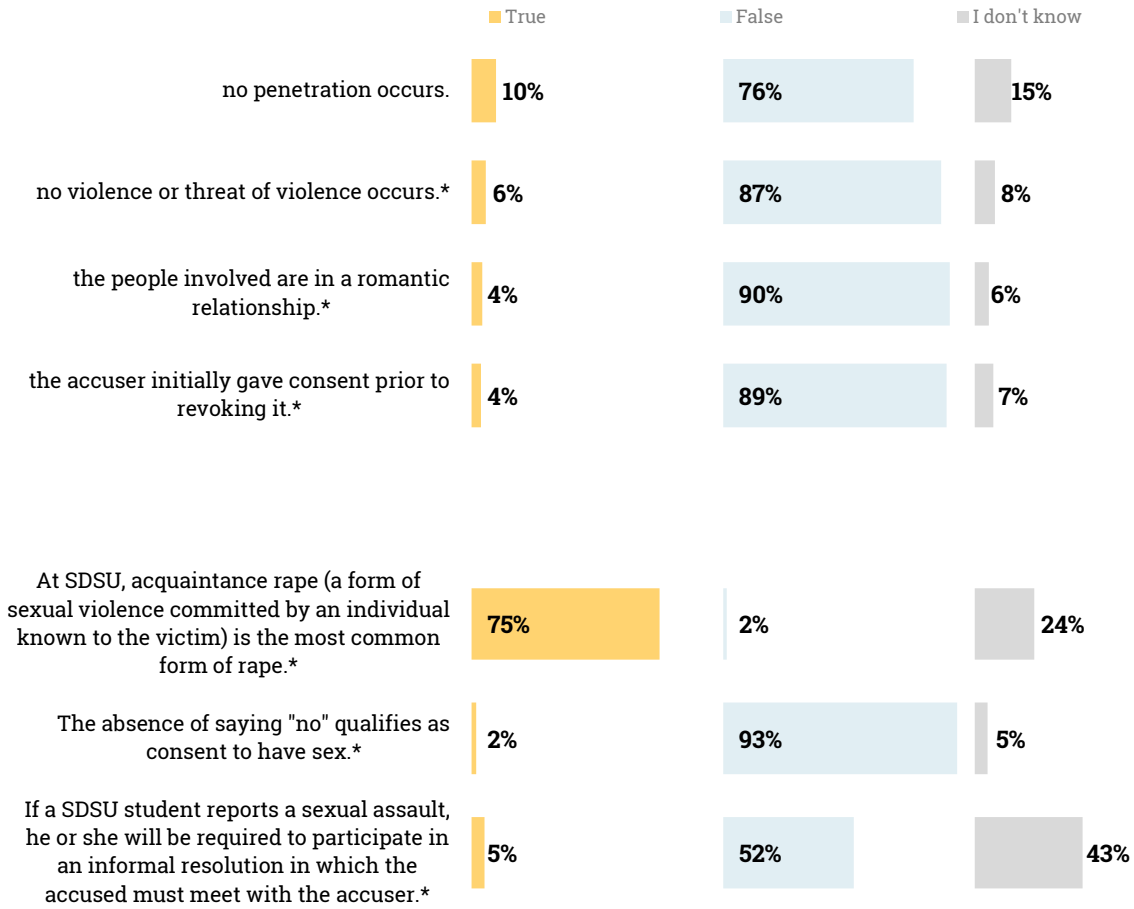
#### At SDSU, sexual acts are considered non-consensual if a person...



#### At SDSU, a person can give consent when they are...



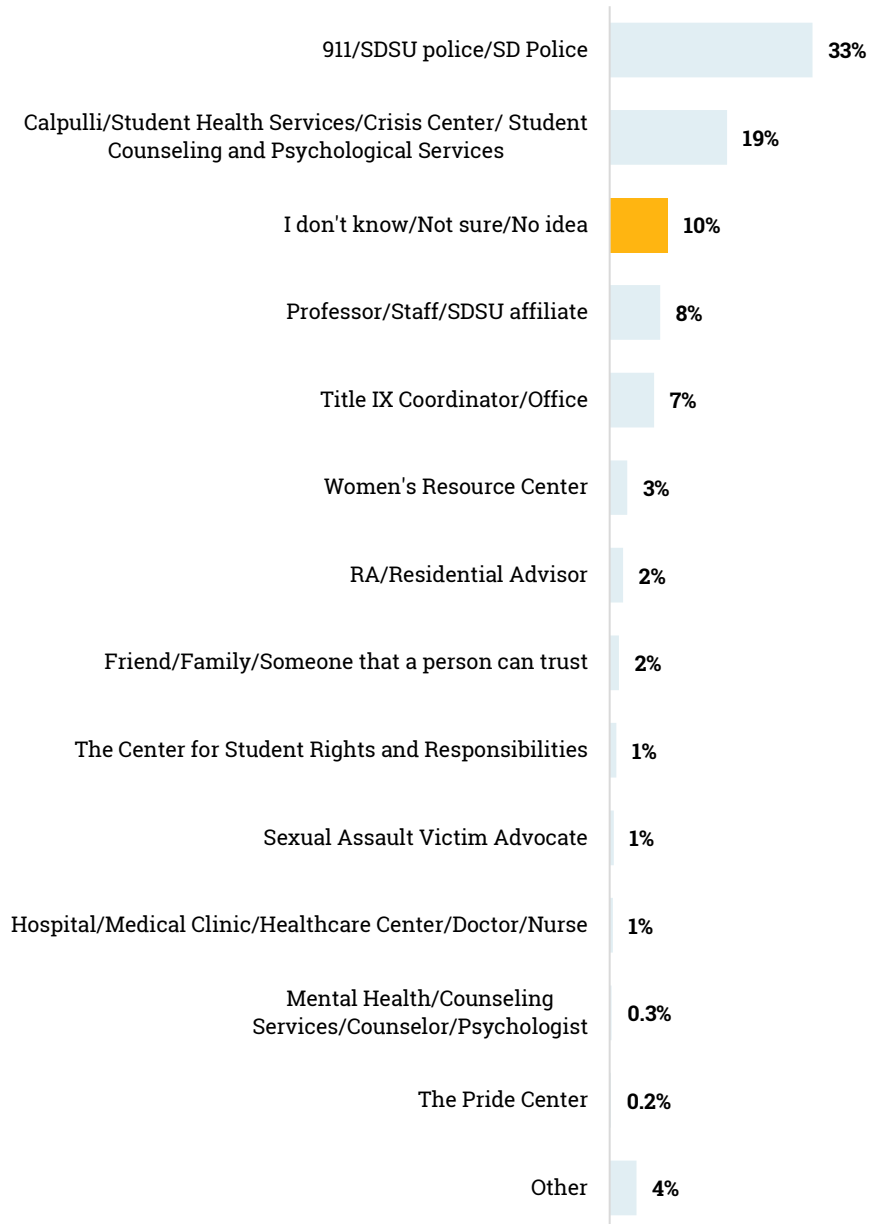
**At SDSU, a sexual act is not considered rape if...**



## REPORTING SEXUAL ASSAULT

All respondents were asked, in an open-ended question, where a student could go to report a sexual assault, or where they would go to report a sexual assault. Respondents could indicate more than one response for each of these questions. For both questions, **the places most frequently identified by respondents were (1) 911, the SDSU police, or the San Diego Police, and (2) the Student Health Center or Student Counseling and Psychological Services.**

**If a SDSU student was a victim of sexual assault, where could he or she go to report the sexual assault?**





**If you were a victim of sexual assault, where, if anywhere, would you go to report the sexual assault?**

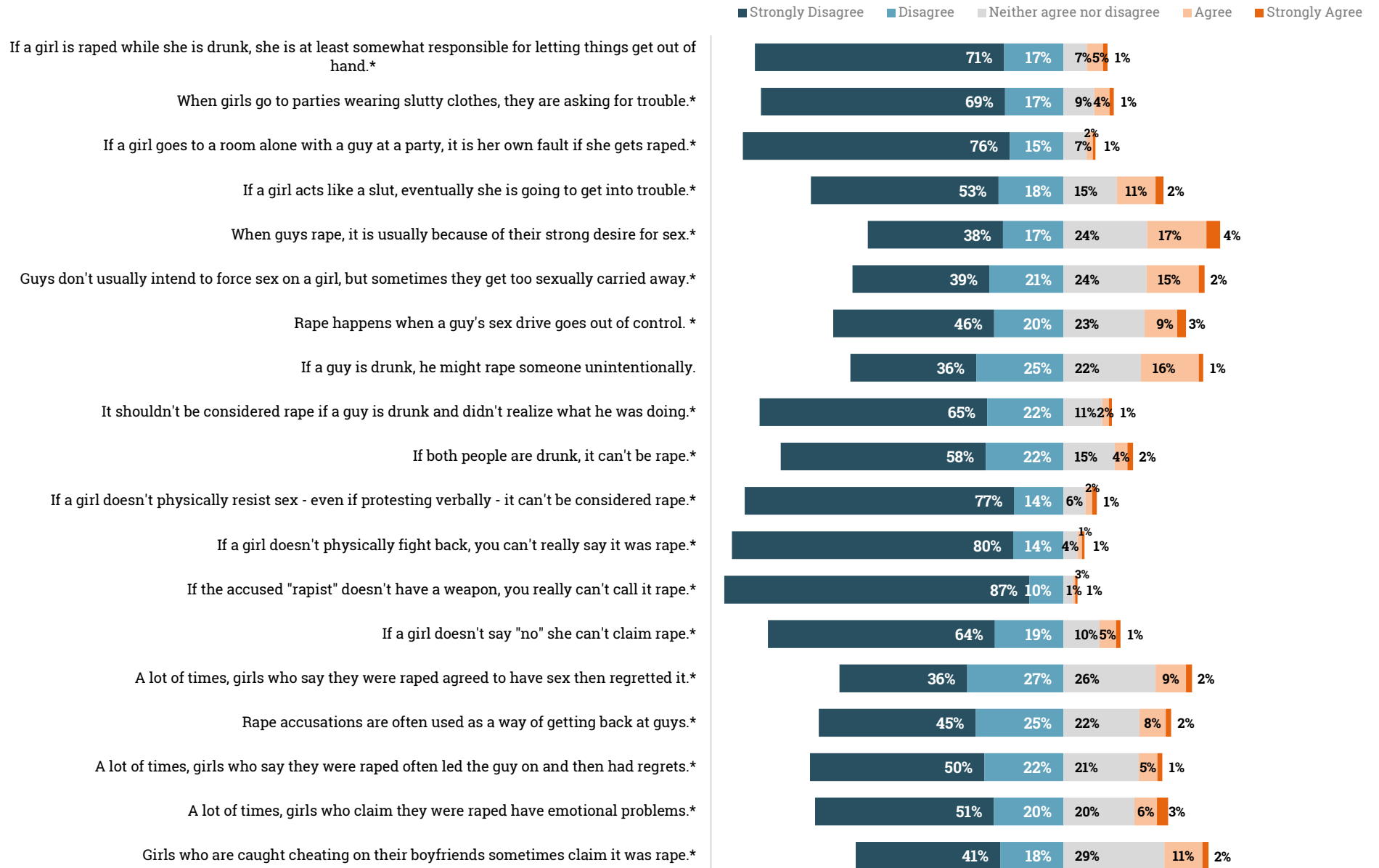


## Survey Results: Attitudes

### RAPE MYTHS ACCEPTANCE SCALE

The Illinois Rape Myth Acceptance Scale (IRMA) assesses the extent to which college students believe myths surrounding sexual violence. It specifically focuses on accountability for rape and victim blaming. This measure was randomly presented to roughly one-third of all survey respondents (n=1,277).

## Illinois Rape Myth Acceptance Scale (n=1,277)

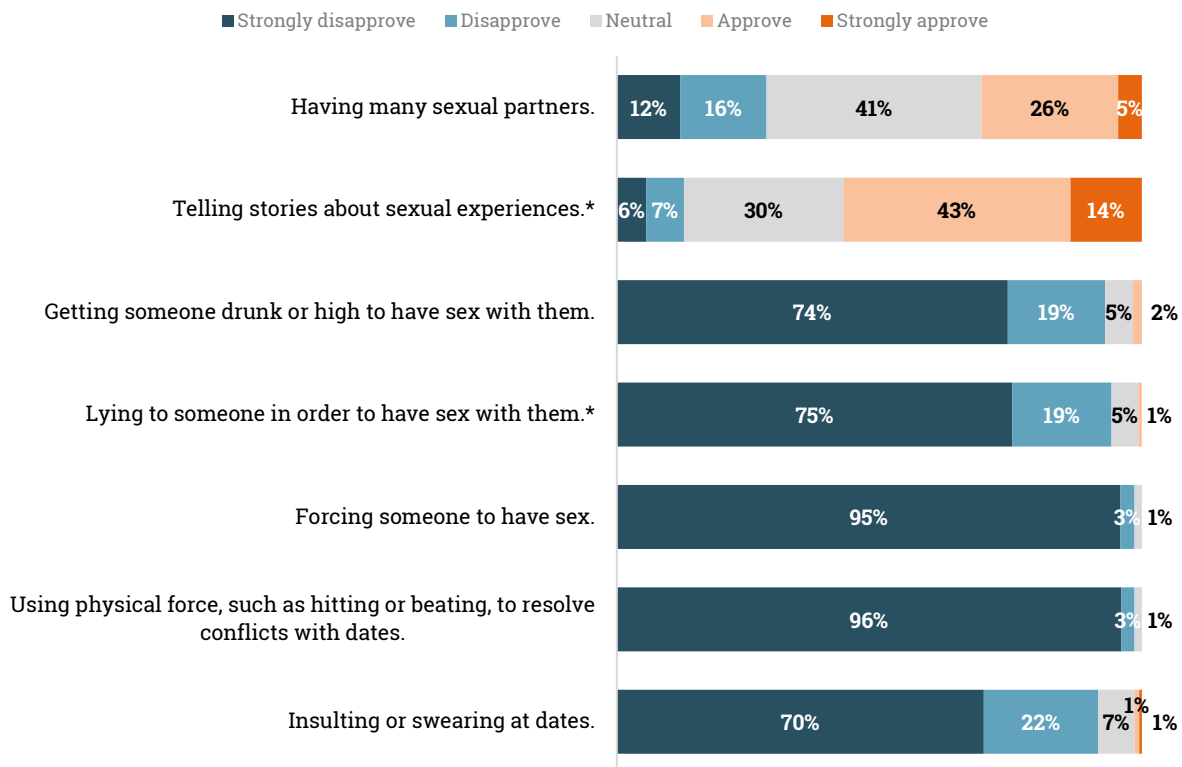


## PEER SOCIAL SUPPORT

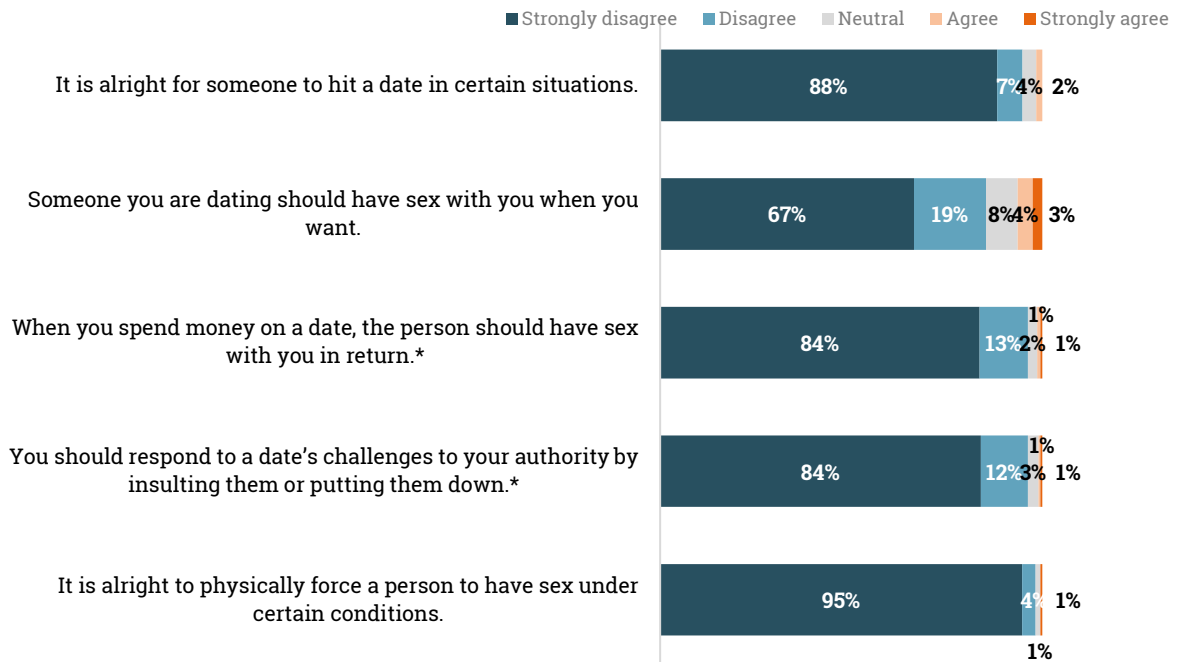
This measure is intended to assess respondents' perceptions of peer norms regarding sex, dating violence, and sexual violence. This measure was randomly presented to roughly one-third of all survey respondents (n=1,322).

In general, **students were most likely to believe that their friends would disapprove of forcing someone to have sex or of using physical force to resolve conflicts with dates.**

**To what extent would your friends approve of:**  
(n=1,322)



**My friends tell me that:**  
(n=1,322)



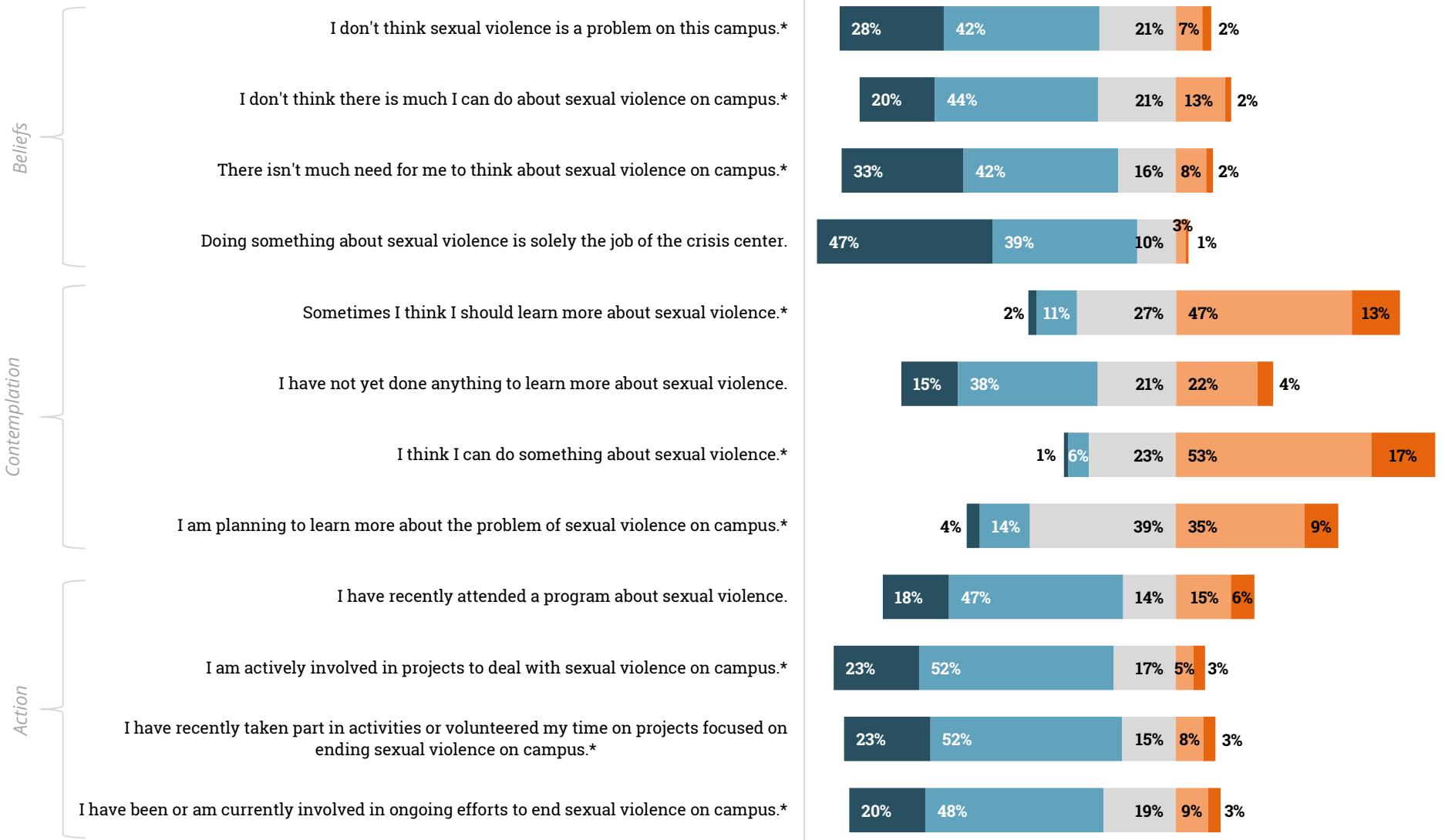
## READINESS TO HELP

This is intended to understand the extent to which students feel they can help reduce the problem of sexual violence on campus as well as the extent to which they feel they have a responsibility to do so. This measure was randomly presented roughly one-third of all survey respondents (n=1,309).

**In general, respondents feel strongly about the issue of sexual violence on campus and express a desire to learn more about the issue or to participate in efforts around the issue. However, fewer students indicated that they are currently participating in such efforts.**

### Readiness To Help Scale (n=1,309)

Legend: Strongly disagree (dark blue), Disagree (medium blue), Neither agree nor disagree (grey), Agree (orange), Strongly agree (red-orange)

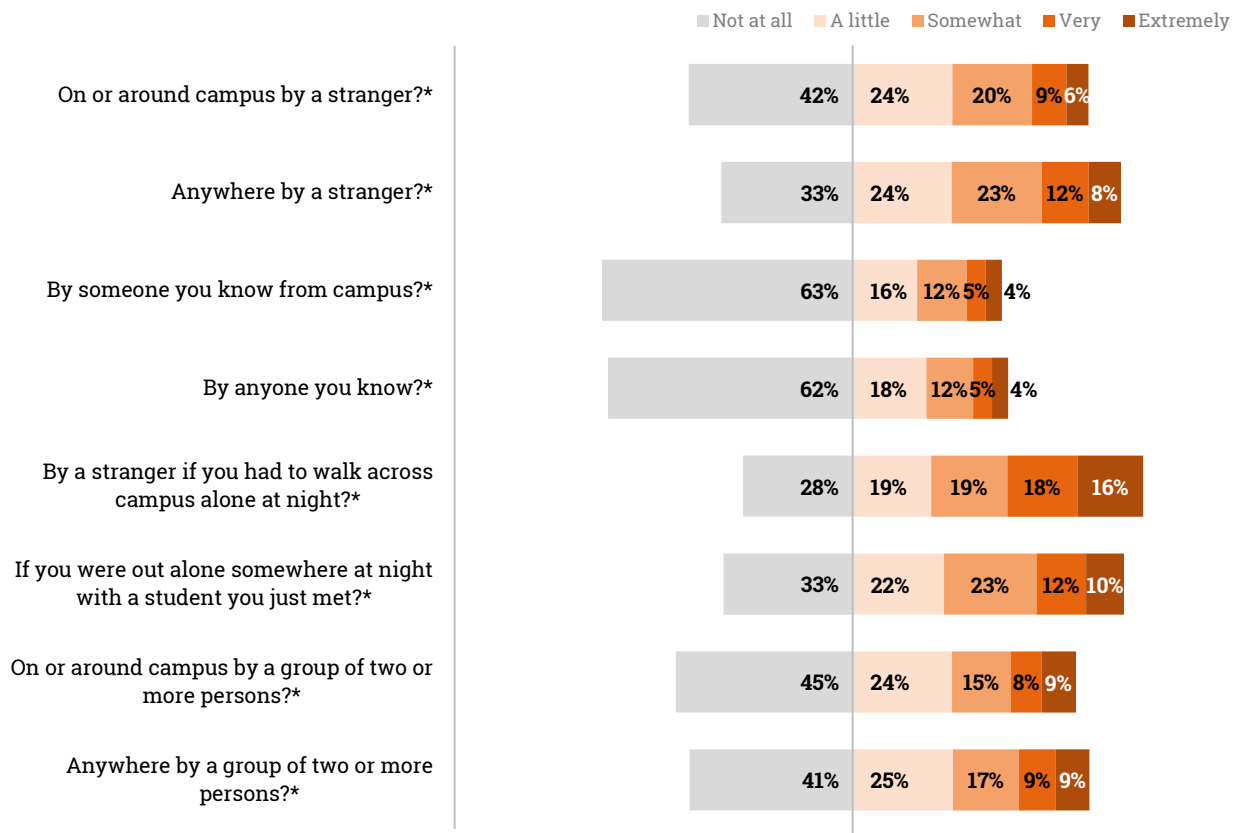


## FEAR OF RAPE

This scale aims to assess how fearful survey participants are about being raped. The measure also aims to assess the survey participant's fear of being raped by a stranger, an acquaintance, or a group of two or more people on or around campus. The questions on this scale were randomly displayed to 1,039 survey participants.

**The identity of the potential perpetrator (stranger versus non-stranger) was more likely to influence respondents' fear of rape than was geographic location (on-campus versus off-campus). Students are much more likely to fear being raped by a stranger, though evidence indicates acquaintance rape is far more likely.**

**How fearful are you of being raped:**  
(n=1,039)





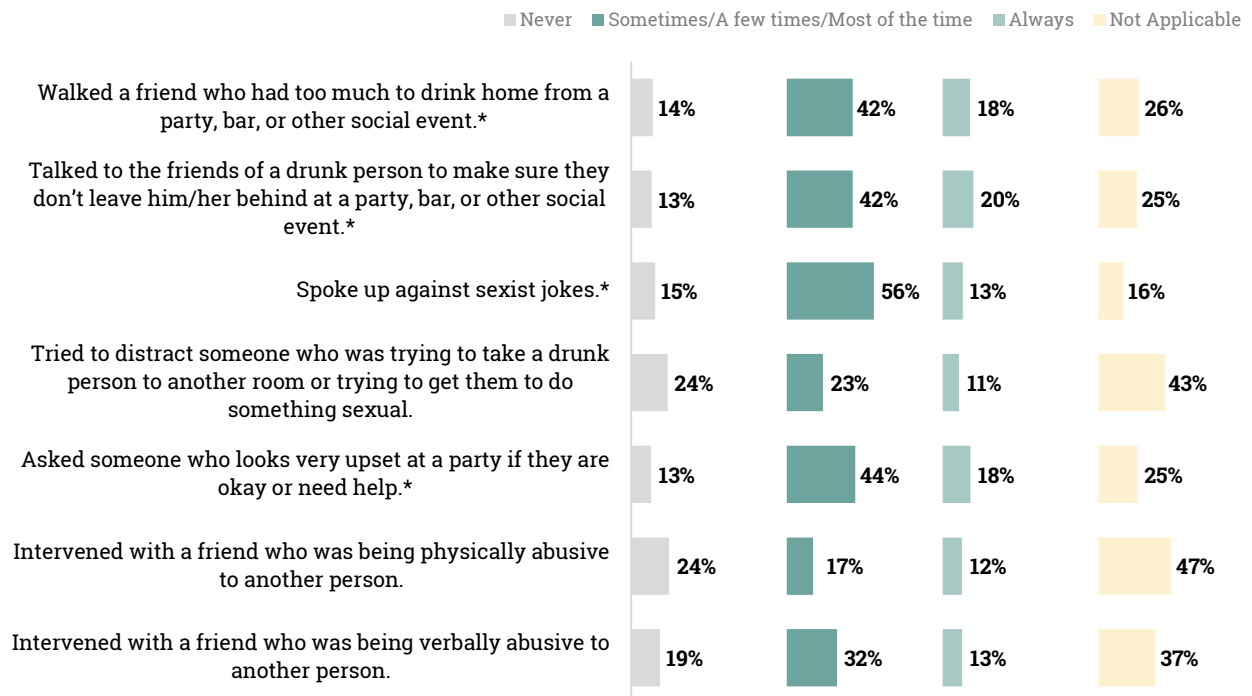
## Survey Results: Experiences

### BYSTANDER INTERVENTION

The Bystander Confidence measure used in the 2015 and 2017 surveys was replaced in 2019 by the Bystander Intervention scale, which is used to assess the frequency of student behaviors in a situation where a friend or stranger may have been at risk for experiencing sexual misconduct.

**Respondents were more likely to have intervened when it did not involve a direct confrontation with a perpetrator.**

#### When the situation arose at SDSU, how often did you do any of the following?

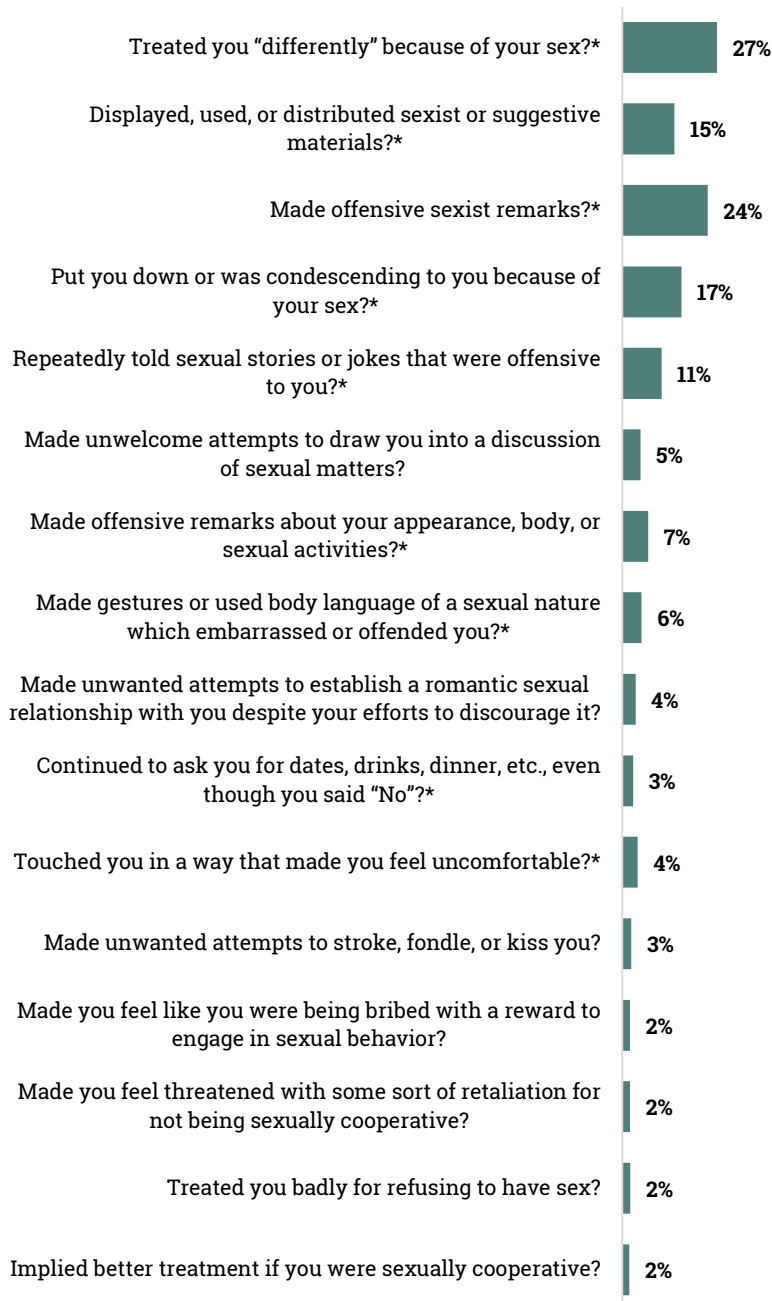


## SEXUAL HARASSMENT BY SDSU FACULTY MEMBER, INSTRUCTOR, OR STAFF MEMBER

All respondents were asked if they experienced any of the following forms of sexual harassment from a faculty member, instructor, or staff member. During data analysis, the original 5 response options (never, once or twice, sometimes, often, many times) were collapsed into two categories: “never” and “once or more”.

**Roughly, one fourth of respondents indicated that an SDSU faculty member, instructor, or staff member had made an offensive sexist remark or treated them differently because of their sex.**

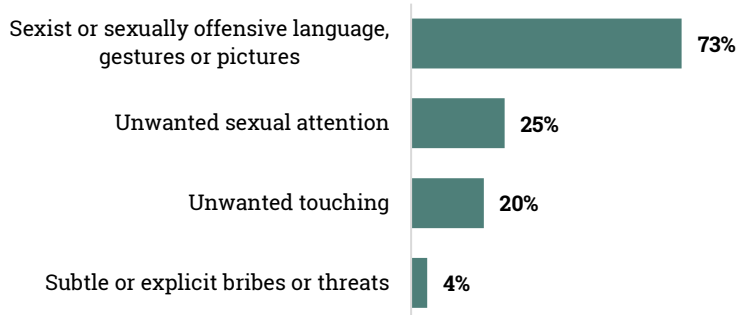
**Since you enrolled at SDSU, have you been in a situation in which a faculty member, instructor or staff member:**



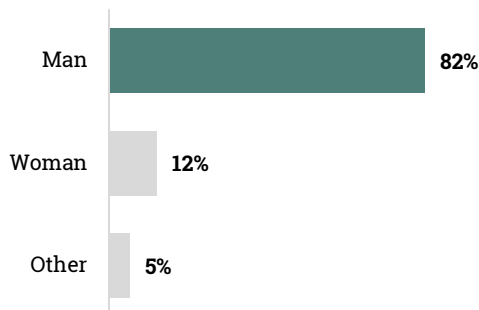
The 1,432 respondents who indicated they had experienced sexual harassment from a faculty or staff member were asked to think about the one situation that had the greatest effect on them, and were asked follow-up questions about that situation.

The majority of the respondents said that the situation that had the greatest effect on them involved sexist or sexually offensive language, gestures, or pictures, that the harasser was a male, and that the incident involved a faculty member. The majority of respondents said that they reacted to the situation by ignoring the person and doing nothing. Only 3% of the respondents said they reported the person

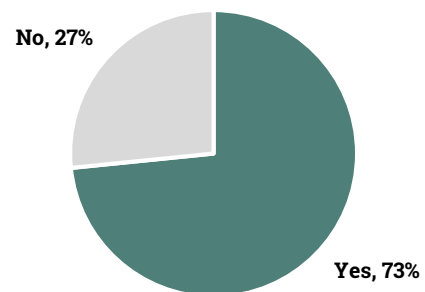
**The situation involved:**  
[SELECT ALL THAT APPLY]



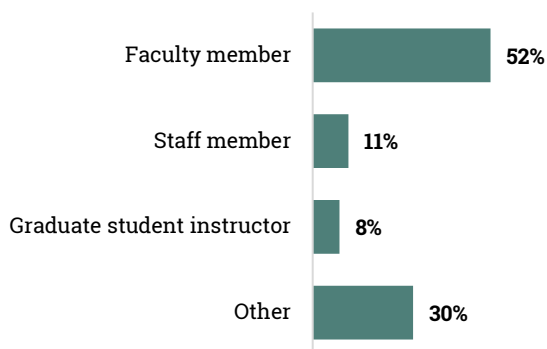
**Most respondents indicated that the person doing the harassing was a male.**



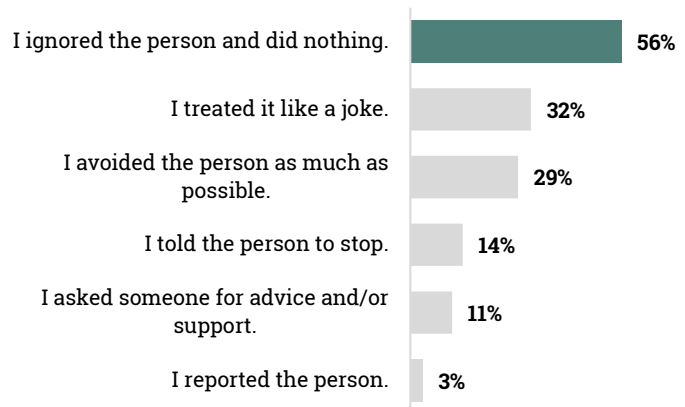
**The majority of these instances of harassment happened on campus.**



**The person who committed this behavior was:**



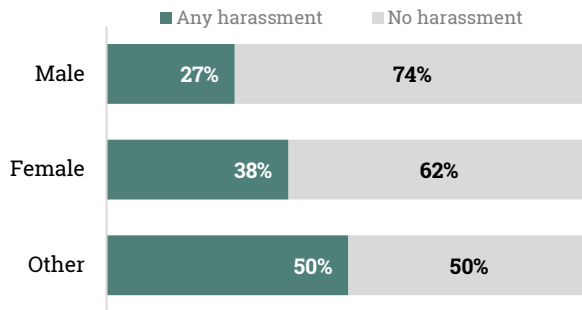
**How did you react to the situation?**  
[SELECT ALL THAT APPLY]



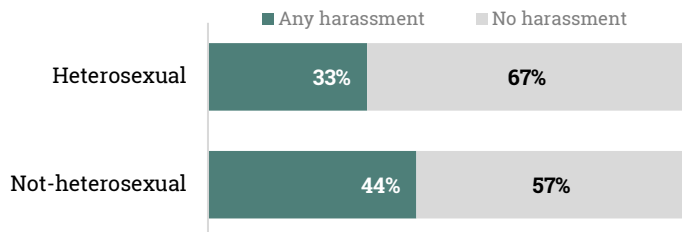
## Differences between Demographic Groups

In order to determine whether sexual harassment by an SDSU faculty member, instructor or staff was significantly associated with specific student demographics, crosstabulations by gender, sexuality (recoded as a binary variable), and ethnicity (recoded as a binary variable) were run. For this purpose, any instance of sexual harassment in the previous question was combined into one binary variable: no harassment reported and any harassment reported.

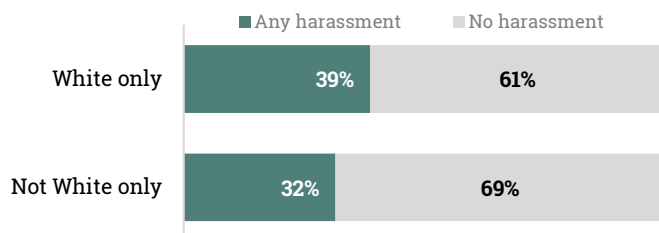
**Respondents who identified their gender as other or female were more likely than male respondents to indicate being sexually harrassed by an SDSU faculty member, instructor, or staff member.**



**Respondents who reported their sexuality as non-heterosexual were more likely than those who identified as gay, lesbian, bisexual or other to indicate being sexually harrassed an SDSU faculty member, instructor, or staff member.**



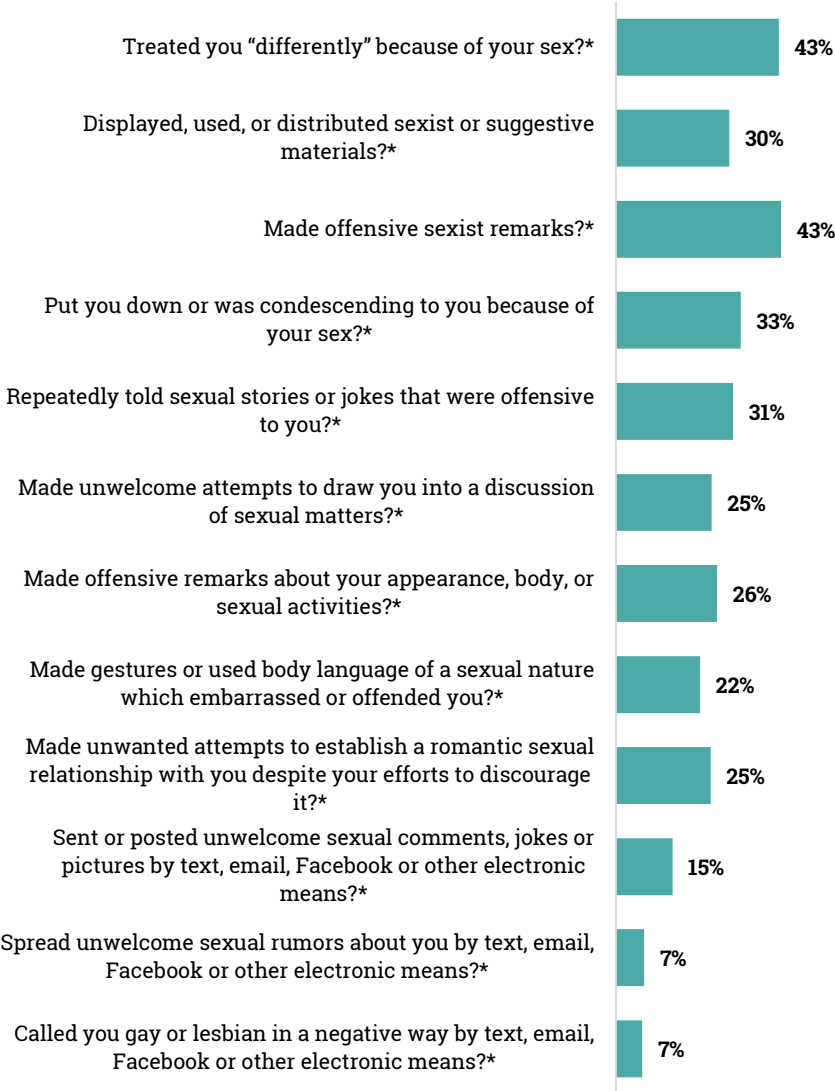
**Respondents who categorized their ethnicity as 'White only' were more likely than those who categorized their ethnicity as 'not White only' to be sexually harrassed by an SDSU faculty, instructor, or staff member.**



## SEXUAL HARASSMENT BY OTHER STUDENTS

All respondents were asked if they experienced any of the following forms of sexual harassment from another student. Response options displayed included never, once or twice, sometimes, often, and many times. During data analysis, the original five response options were collapsed into two categories: "never" and "once or more".

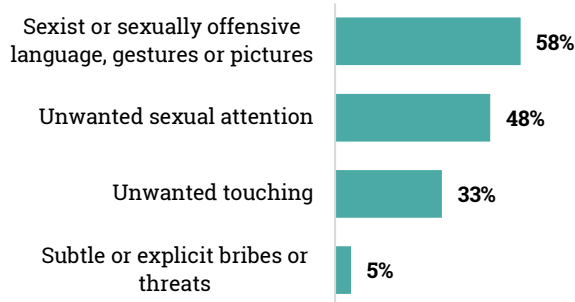
**Since you enrolled at SDSU, have you been in a situation in which a student:**



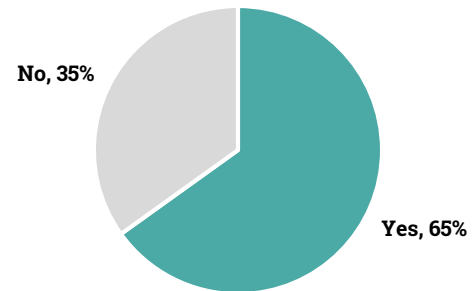
The 1,963 respondents who indicated they had experienced one or more incidents of sexual harassment by another student were asked to think about the situation that had the greatest effect on them, and answer several follow-up questions about that situation.

Over half of the respondents said that the situation that had the greatest effect on them involved sexist or sexually offensive language, gestures, or pictures, that the harasser was male, and an undergraduate student, and that the incident took place on campus. Only 5% of respondents indicated that the harasser was a graduate or professional student.

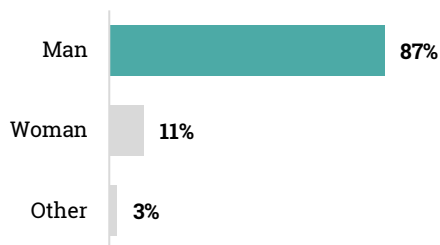
**The situation involved:**  
[SELECT ALL THAT APPLY]



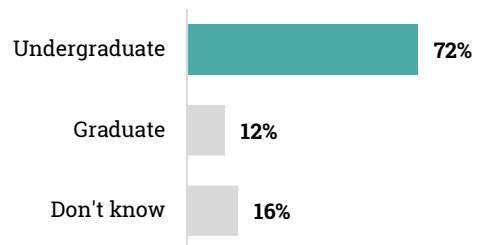
**Did this happen on campus?**



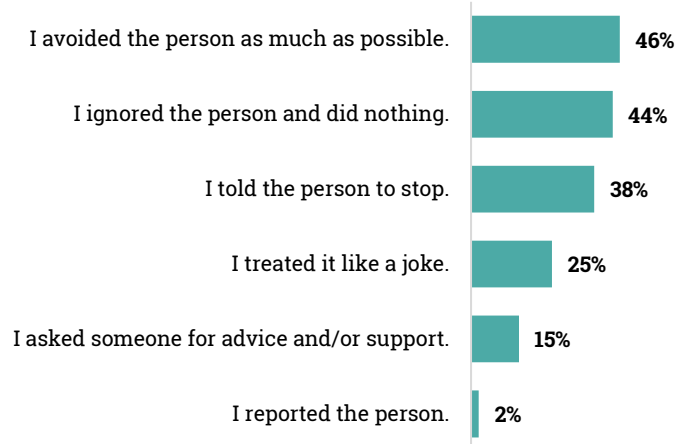
**In most instances, the harasser was a male student.**



**In most instances, the harasser was an undergraduate student.**



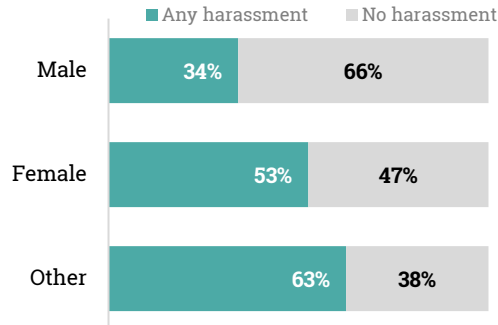
**How did you react to the situation?**  
[SELECT ALL THAT APPLY]



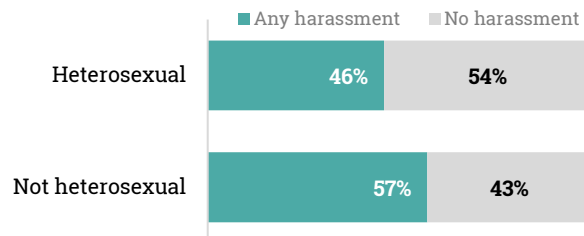
### Differences between Demographic Groups

In order to determine whether sexual harassment by another student was significantly associated with specific student demographics, crosstabulations by gender, sexuality (recoded as a binary variable), and ethnicity (recoded as a binary variable) were run. For this purpose, any instance of sexual harassment in the previous question was combined into one binary variable: no harassment reported and any harassment reported.

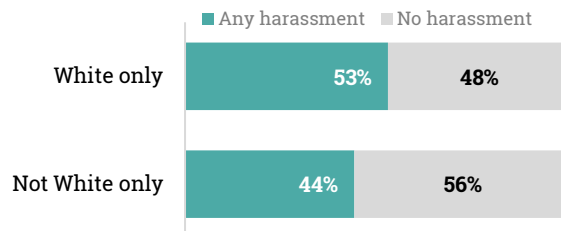
**Respondents who identified their gender as female or other were more likely to report being sexually harassed by another student.**



**Respondents who identified their sexuality as not heterosexual were more likely to report being sexually harassed by another student.**



**Respondents who identified their ethnicity as 'White only' only were more likely to report being sexual harassed by another student.**



## SEXUAL ASSAULT PREVALENCE AT SDSU

For the purposes of this study, two measures of sexual assault prevalence were used.

### Self-Defined Sexual Assault

The first measure of sexual assault is self-defined by an answer of “yes” to the question “Since becoming a student at SDSU, have you been a victim of any sexual assault?” Sixteen percent (n=493) respondents answered yes to this question.<sup>11</sup>

### Any (SES Scale-Defined) Sexual Assault

A second measure, called “Any Sexual Assault,” is based on a respondent’s answers to the questions asked in the Sexual Experience Scale (SES Revised scale). This scale is used to measure the extent of victimization and perpetration of unwanted sexual experiences, uses non-judgmental specific language, and avoids legal terms, in order to facilitate the respondent’s ability to identify and recall incidents that constitute various forms of unwanted sexual experiences. The five scenarios included in the scale are described in the table below. Based on answers to the SES scale, 23% (n=952) of respondents reported having experienced at least one of the five sexual assault scenarios.

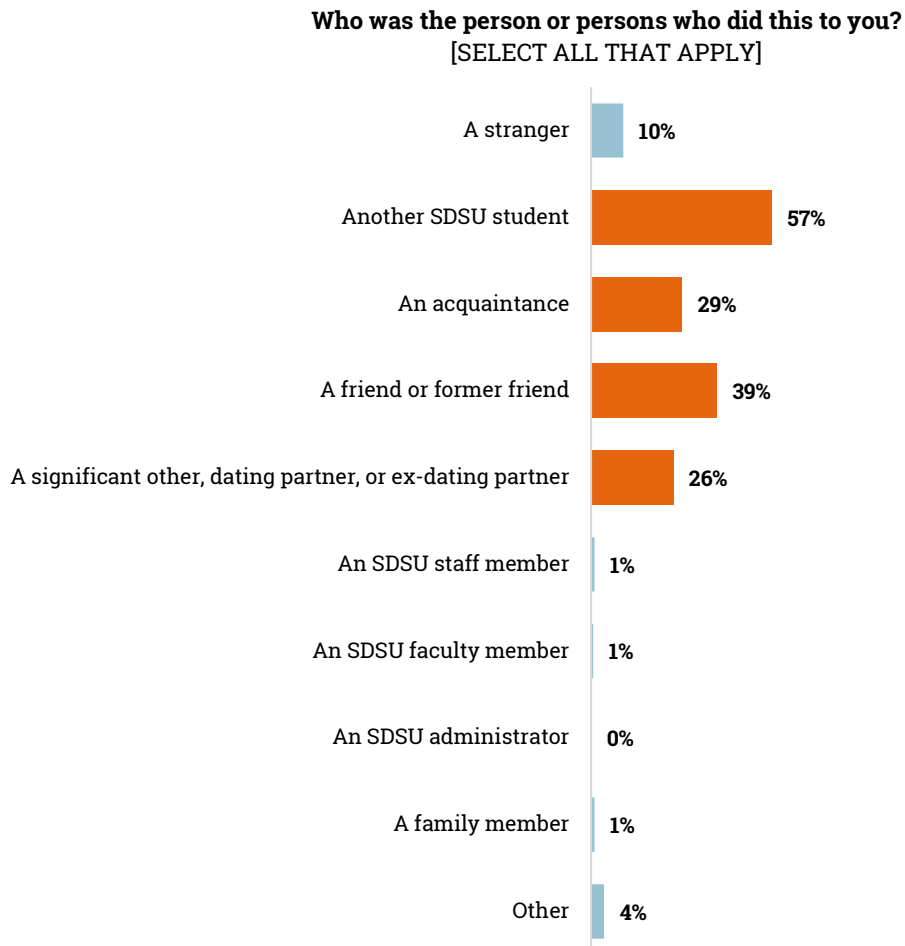
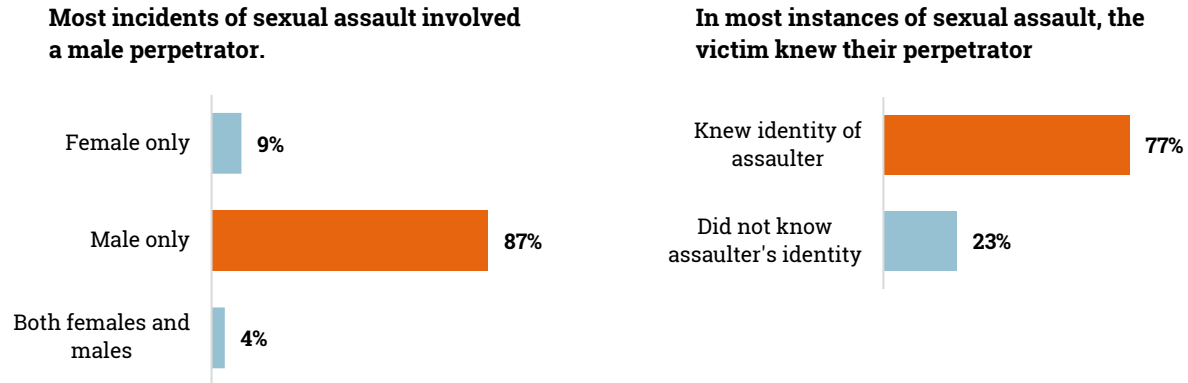
QUESTIONS ABOUT SEXUAL ASSAULT	
<b>Self-Defined Sexual Assault</b>	
Since becoming a student at SDSU, have you been a victim of any sexual assault?	16%
<b>Any Sexual Assault</b> (if answered “more than 0 times” to any of the following SES questions)	
Someone fondled, kissed, or rubbed up against the private areas of my body (lips, breast/chest, crotch, or butt) or removed some of my clothes without my consent (but did not attempt sexual penetration).	19%
Someone had oral sex with me or made me have oral sex with them without my consent.	8%
Someone put their penis, fingers, or other objects into my vagina without my consent.	10%
Someone put their penis, fingers, or other objects into my butt without my consent.	3%
Even though it did not happen, someone TRIED to have oral, anal, or vaginal sex with me without my consent.	11%

<sup>11</sup> A separate question asked respondents “Have you ever been raped?” and 13% of the respondents (N=407) said yes. This question is not included in any further analysis, since it does not ask if the rape occurred after the respondent became a student at SDSU.

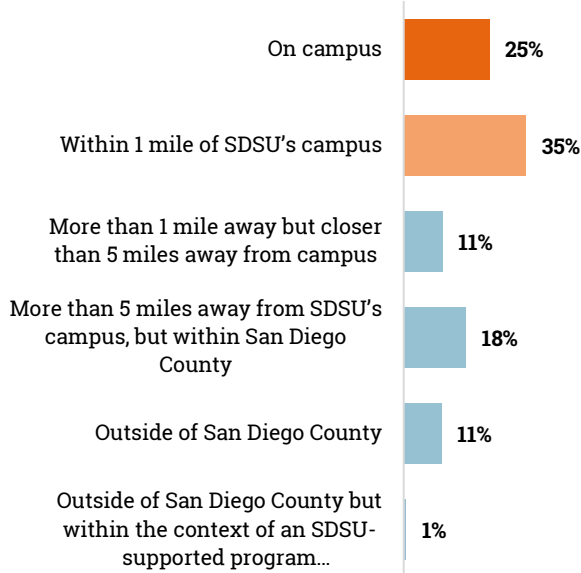


## Circumstances of Sexual Assault Incidents since Becoming a Student at SDSU

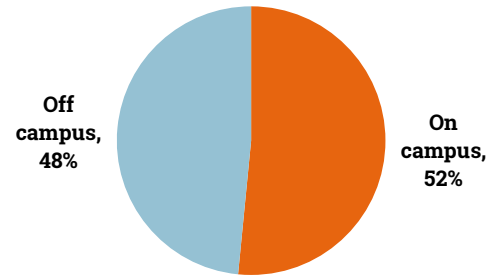
The 952 respondents who had experienced one or more of the scenarios listed in the SES section were asked to consider the incident that had the greatest effect on them and answer follow-up questions about that incident.



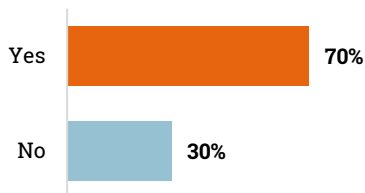
**The majority of sexual assaults occurred either on campus or within one mile of campus.**



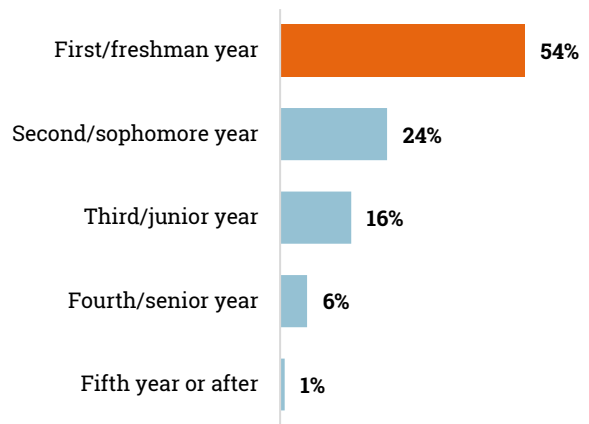
**At the time of this event, were you living:**



**The majority of the respondents said that alcohol was involved in the incident.**



**The majority of the respondents indicated that the experience occurred during their first year at SDSU.**



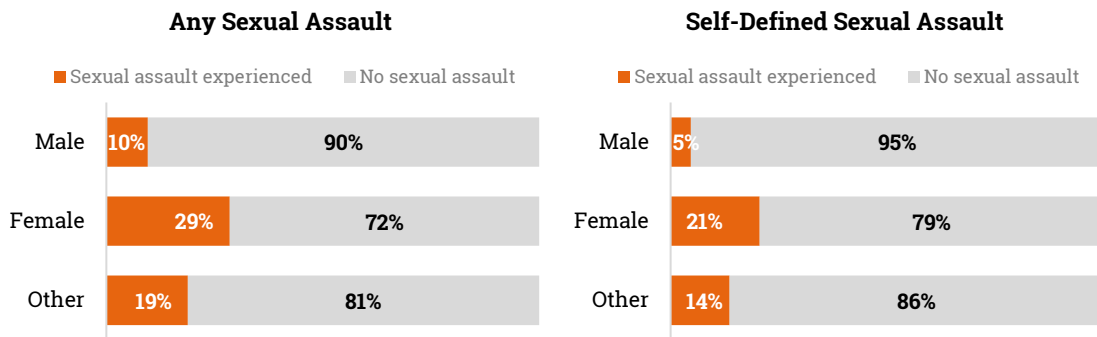
About 4% of the respondents (n=39) said they moved or changed where they live due to the incident. Four percent (n=40) also said that they dropped a class or changed their class schedule due to the incident. **Twenty-six percent of the respondents (n=234) said the incident had other effects on their academics.**

## Differences between Demographic Groups

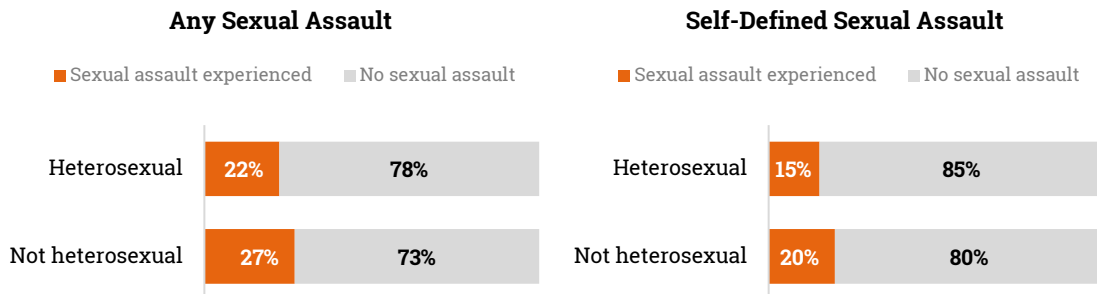
In order to determine whether experiencing sexual assault was significantly associated with specific student demographics, crosstabulations by gender, sexuality (recoded as a binary variable), and ethnicity (recoded as a binary variable) were run. The following charts only depict the subgroup of students who indicated they had experienced sexual assault either by their responses to the SES scale questions or by their response to the question “Since becoming a student at SDSU, have you been a victim of any sexual assault?”

The information below does not apply to the entire student population at SDSU or all of the survey respondents.

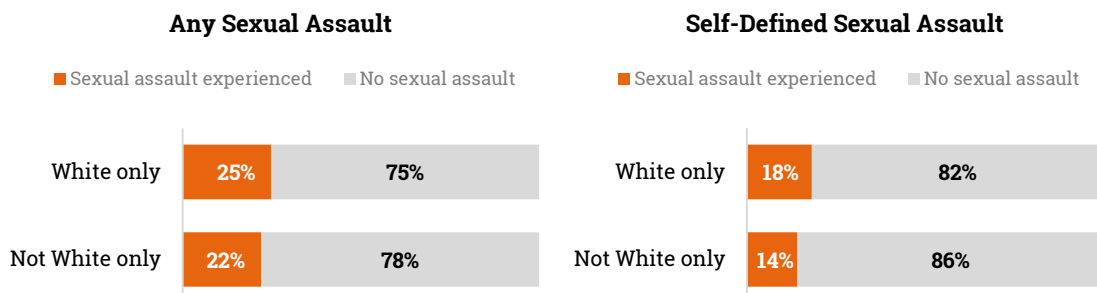
**Female respondents were most likely to indicate having experienced a sexual assault since becoming a student at SDSU, on both measures.**



**Respondents who did not identify their sexuality as heterosexual were slightly more likely to have experienced sexual assault, on both measures.**



**Respondents who identified their ethnicity as 'White only' were slightly more likely to have experienced sexual assault, on both measures.**



## STUDENT PERPETRATION OF SEXUAL ASSAULT

In the 2019 survey, respondents were asked a series of questions about **perpetration of sexual assault**. This set of questions uses non-judgmental specific language and avoids legal terms in order to facilitate the respondent's ability to identify and recall incidents that constitute various forms of unwanted sexual experiences. The five scenarios included in the scale are:

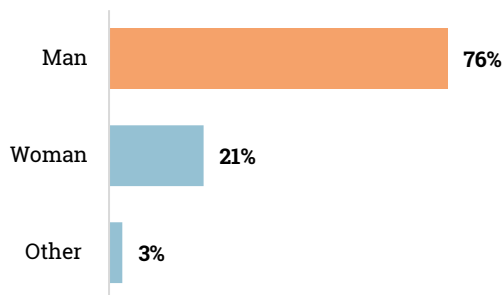
- I fondled, kissed, or rubbed up against the private areas of someone's body (lips, breast/chest, crotch, or butt) or removed some of their clothes without their consent (but did not attempt sexual penetration).
- I had oral sex with someone or had someone perform oral sex on me without their consent.
- I put my penis or I put my fingers or objects into someone's vagina without their consent.
- I put in my penis or I put my fingers or objects into someone's butt without their consent.
- Even though it didn't happen, I TRIED to have oral, anal, or vaginal sex with someone or make them have oral sex with me without their consent.

Based on this scale, **2% (n=67) of respondents reported having perpetrated at least one of the five sexual assault scenarios.**

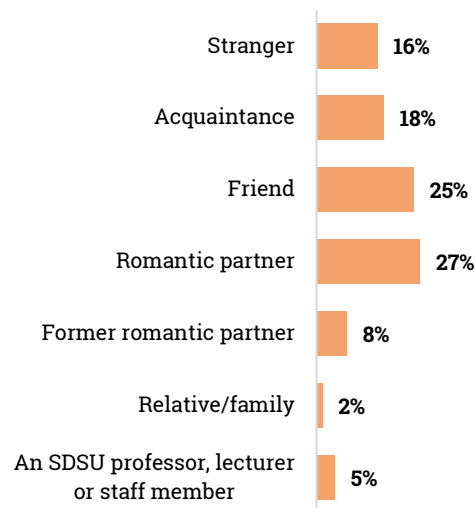
### Circumstances of Student Perpetrated Sexual Assault Incidents

The victim was frequently a romantic partner, former romantic partner, or a friend.

**The majority of respondents who said they had perpetrated sexual assault as defined by the scale said that their victim was a male.**



**Most perpetrators knew their victims.**

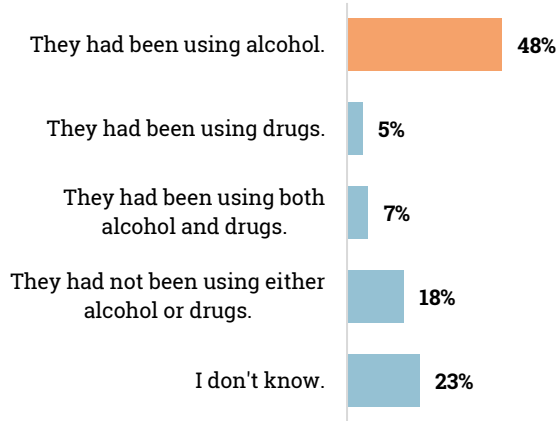


**45%** (n=28) said that the person they assaulted was a student at SDSU.

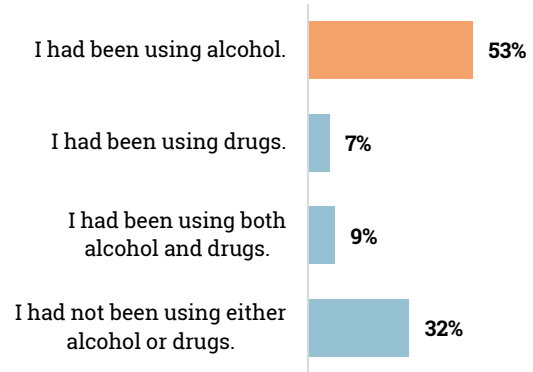
**23%** (n=14) said that the incident took place on campus.

The majority of these incidents involved alcohol use.

**Had the other person been using alcohol or drugs just prior to the incident?**



**Had you been using alcohol or drugs just prior to the incident?**

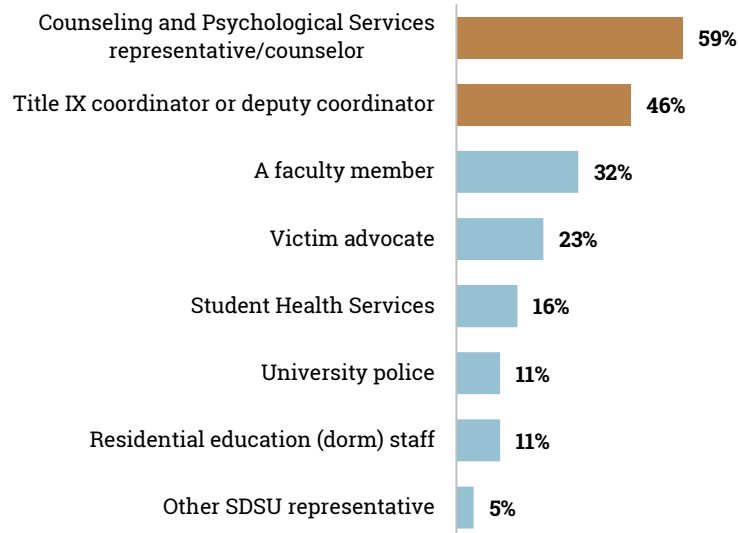


## STUDENT EXPERIENCE WITH REPORTING SEXUAL ASSAULT

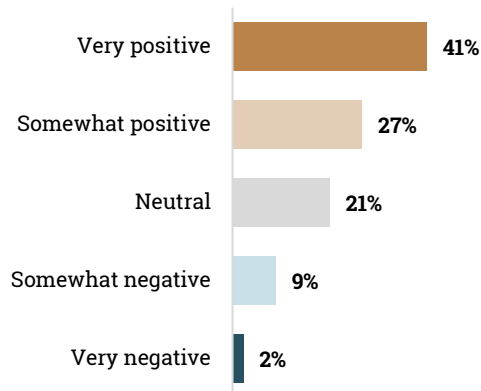
Sixteen percent (n=493) respondents answered “yes” to the question “**Since becoming a student at SDSU, have you been a victim of any sexual assault?**” Of these, 71% (n=350) said they told someone about the assault, and of those, **9% (n=44) reported the incident to an SDSU representative.**

### To whom did you report the incident?

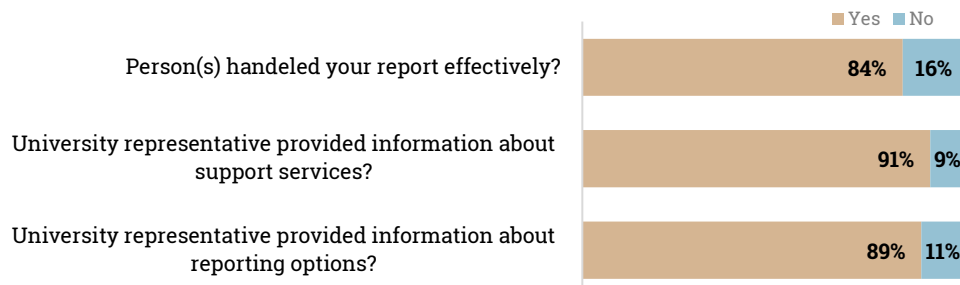
[SELECT ALL THAT APPLY]



**The majority of students who reported the incident rated their overall experience with reporting as positive.**



### Student Experience with Reporting to an SDSU Representative



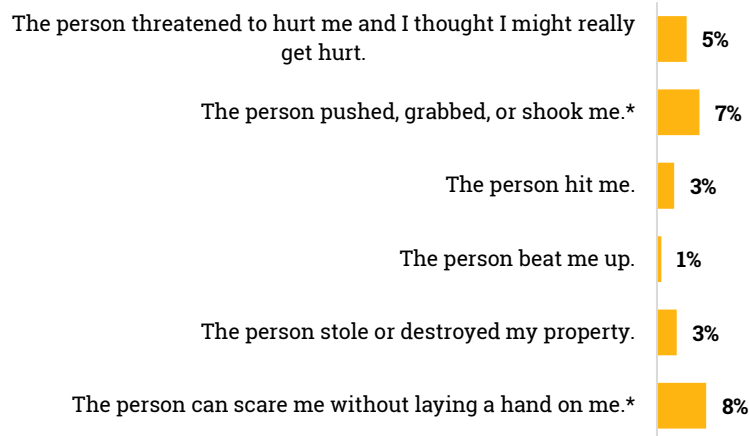
## RELATIONSHIP VIOLENCE

The 2019 survey included three scales measuring relationship violence. One scale addressed dating violence, one specifically addressed physical violence, and one addressed injury associated with relationship violence.

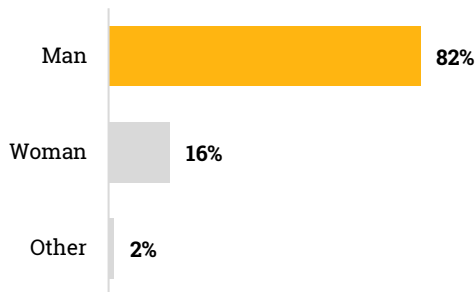
### Dating Violence Victimization Prevalence

The questions about dating violence victimization items were randomly asked of roughly one-third of the survey participants (n=1,034). Respondents were not screened based on relationship or dating experiences. Of these, 13% (n=135) said that they had been the victim of dating violence since they enrolled at SDSU. Respondents who said they had experienced at least one of the situations one or more times were asked to consider the situation that had the greatest effect on them and answer follow-up questions about that situation.

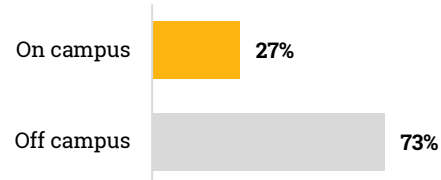
**Dating Violence Victimization Prevalence**  
(n=1,034)



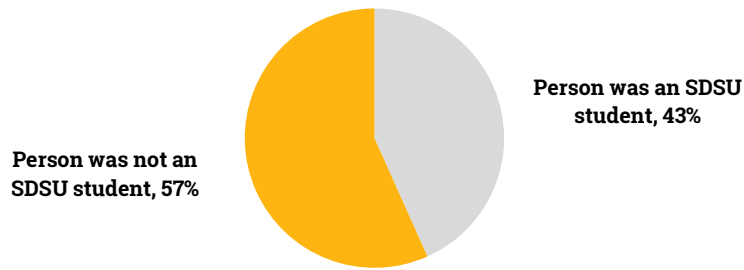
### In most instances, the perpetrator of dating violence was male.



### Most of these incidents of dating violence took place off campus.

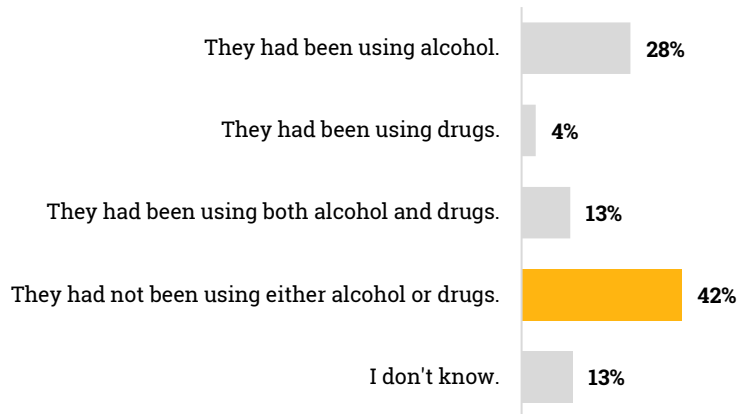


**Less than half of incidents of dating violence were perpetrated by a student at SDSU.**

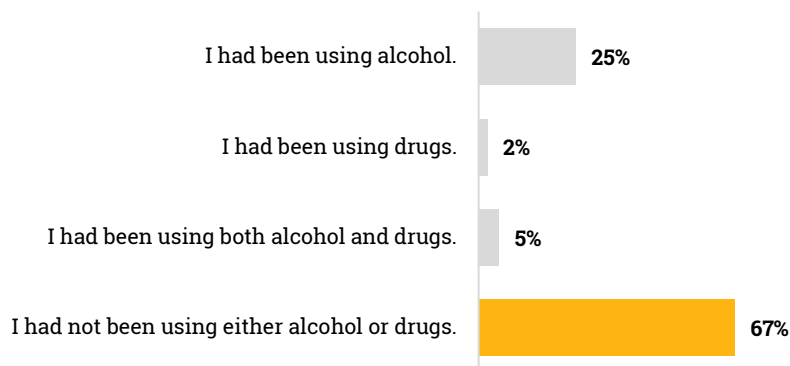


Alcohol did not seem to play a large role in reported dating violence.

**Had the other person been using alcohol or drugs just prior to the incident?**



**Had you been using alcohol or drugs just prior to the incident?**





### Dating Violence Perpetration Prevalence

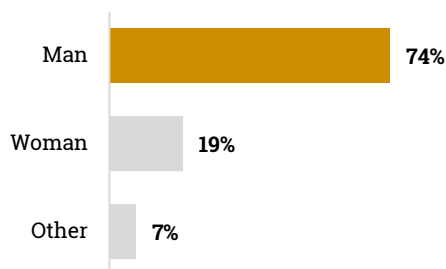
Questions about dating violence perpetration were randomly presented to roughly one-third of all respondents (n=1,032). Only 55 students (5%) indicated that they had perpetrated dating violence as described in the statements since enrolling at SDSU, and most of the respondents who answered these questions were female.

#### Dating Violence Perpetration Prevalence (n=1,032)

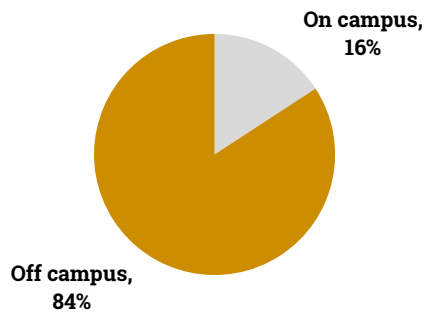


### CIRCUMSTANCES OF DATING VIOLENCE PERPETRATION

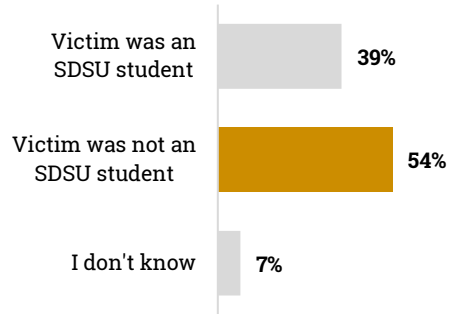
**In these incidents, the victim was usually male.**



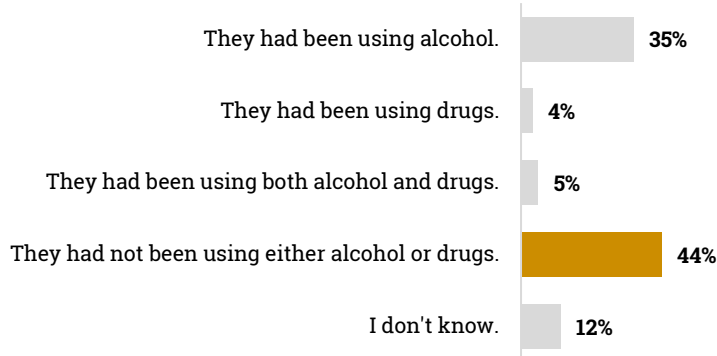
**Most of these incidents did not happen on campus.**



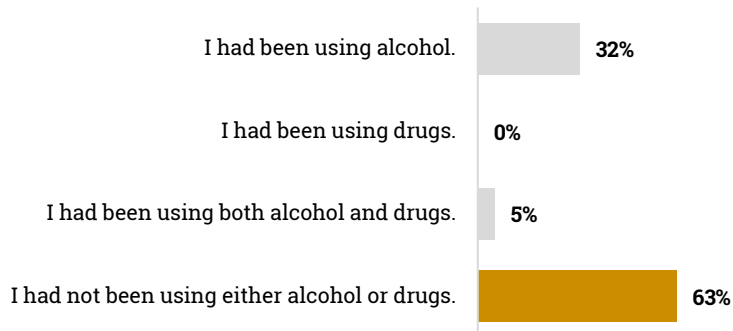
**Over half the respondents said that the victim was not a student at SDSU.**



**Had the other person been using alcohol or drugs just prior to the incident?**

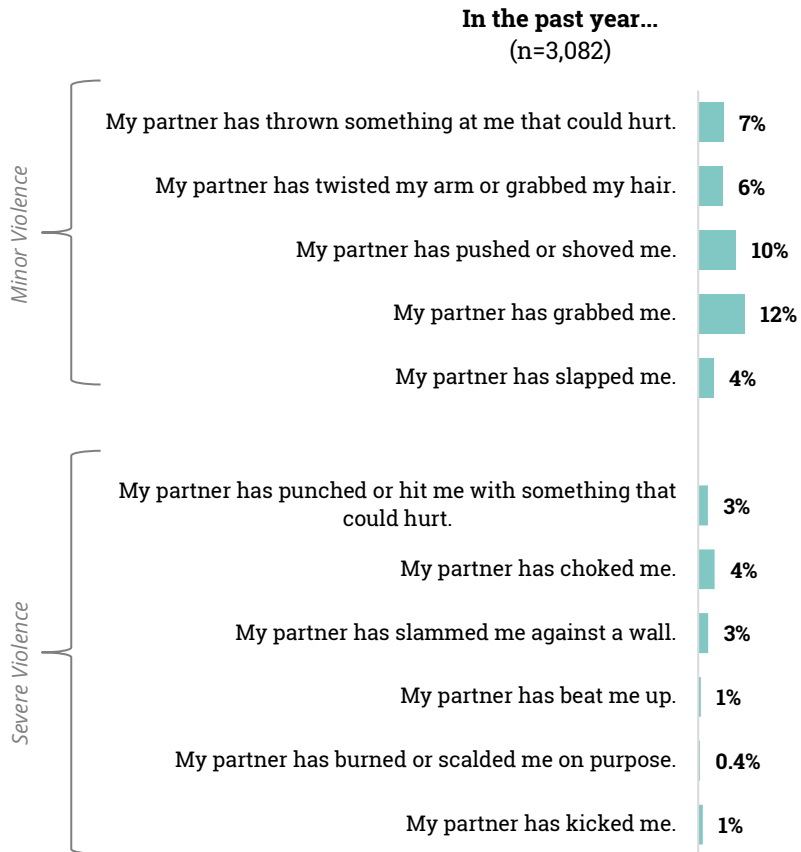


**Had you been using alcohol or drugs just prior to the incident?**



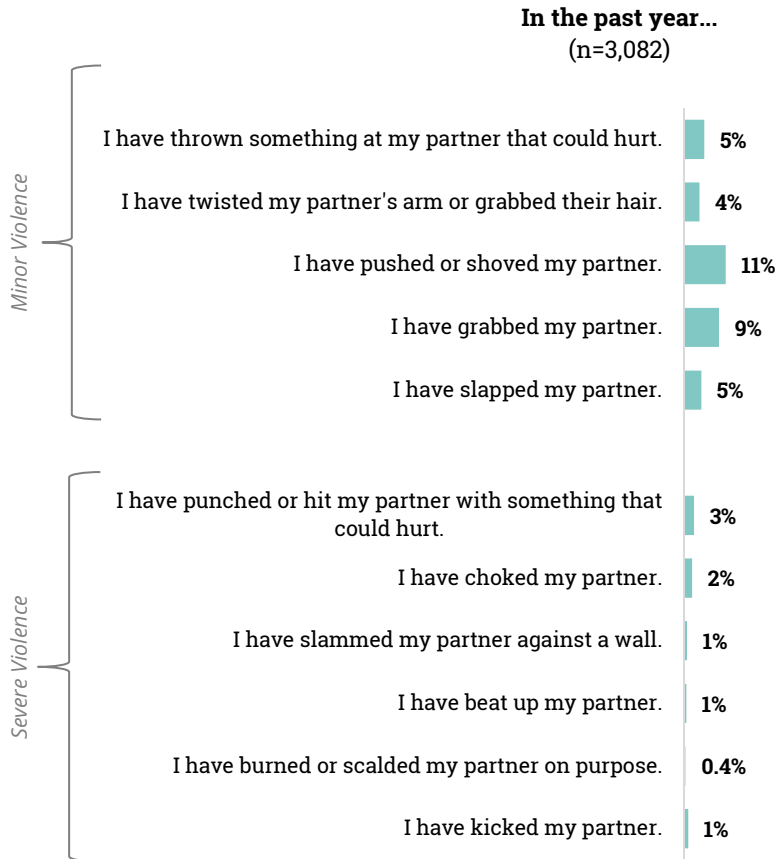
## Physical Violence Victimization

Questions about physical violence in relationships were presented to all students who indicated that they have had a partner since they began attending SDSU (n=3,082). Of those students, 19% (n=578) said they were the victim of some form of physical violence in a relationship in the past year.



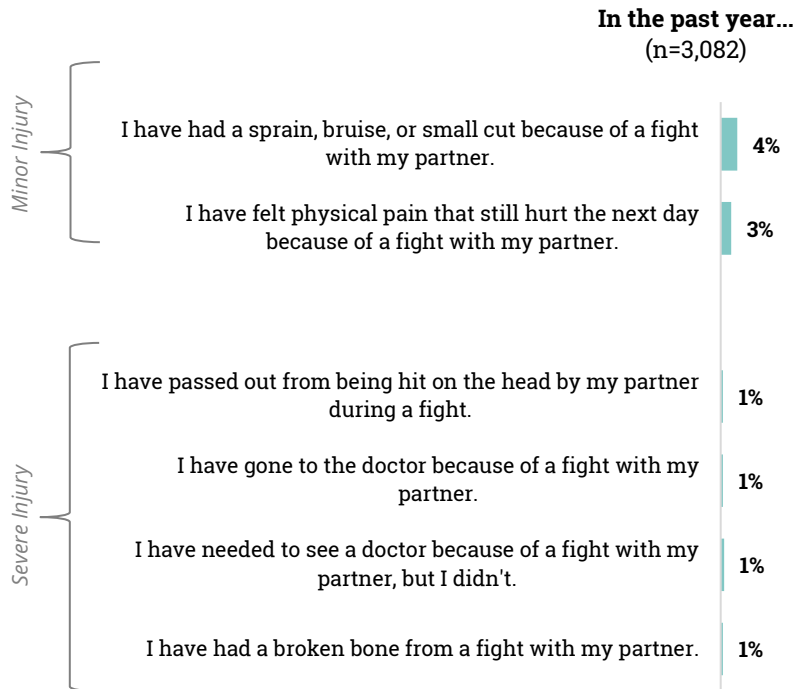
## Physical Violence Perpetration

Questions about physical violence perpetration were presented to all students who indicated that they have had a partner since they began attending SDSU (n=3,082). Of these students, 17% (n=534) said they had perpetrated some form of physical violence in a relationship in the past year.



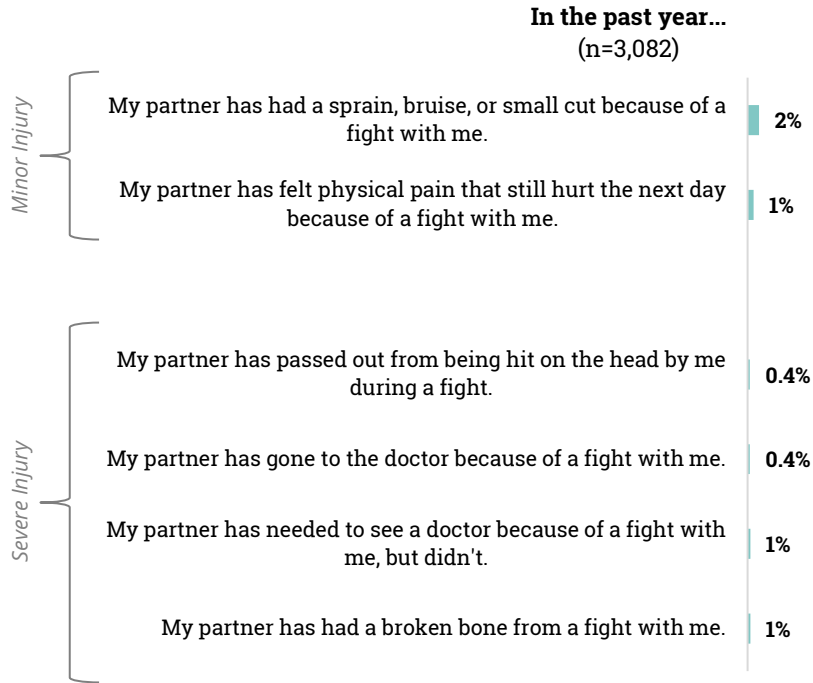
## Victim of Injury in a Relationship

Questions about injury in a relationship were presented to all students who indicated that they have had a partner since they began attending SDSU (n=3,082). Of these students, 5% (n=140) indicated that were injured by a partner in the past year.



## Perpetrator of Injury in a Relationship

Questions about causing injury in a relationship were presented to all students who indicated that they have had a partner since they began attending SDSU (n=3,082). Of these students, 2% (n=66) said they caused physical injury to their partners in the past year.

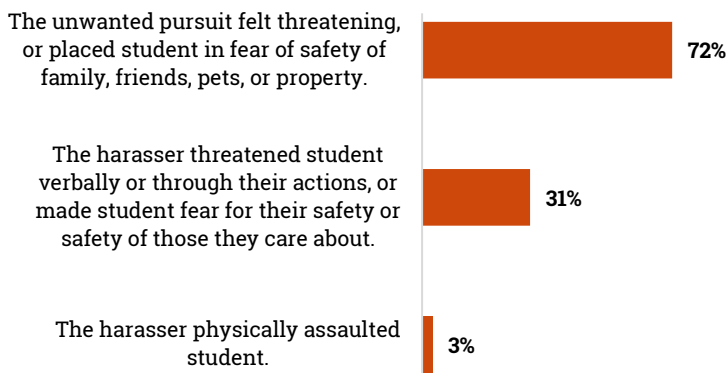


## STALKING AND UNWANTED PURSUIT

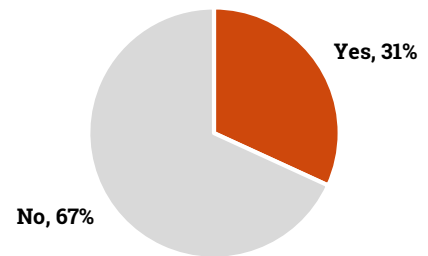
Respondents were asked if during their time as a student at SDSU, they had ever experienced being persistently followed, harassed, and/or pursued in an unwanted way on or near SDSU campus. If a student indicated yes, follow-up questions asked for further information about the perpetrator and the severity of the stalking that occurred. This set of questions was randomly assigned to approximately one-third of survey participants.

Among the 1,038 respondents who were asked these questions, 17% (n=176) indicated that they had experienced being persistently followed and/or harassed and/or pursued by someone in an unwanted way on or around campus. These 176 students were asked follow-up questions about their experience. Of these, only 31% considered the harassment as form of "stalking."

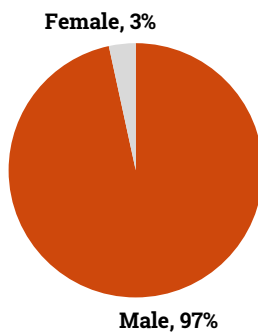
**Stalking and Unwanted Pursuit Incidents**  
(n=176)



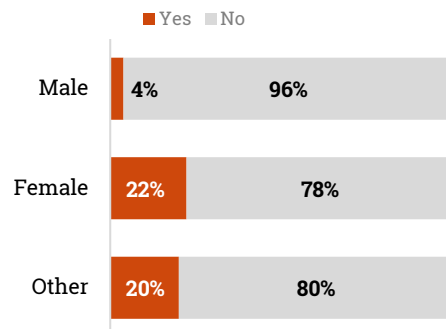
**Taking the entire duration of the unwanted pursuit or harassment into consideration, did it occur in a manner that you would consider a form of stalking - that is, do you believe that you were "stalked"?**



**In the majority of instances of stalking or unwanted pursuit, the perpetrator was male.**



**Respondents who identified their gender as female or other were more likely to indicate having been stalked.**



# RECOMMENDATIONS

## Programming

### RAPE MYTHS ACCEPTANCE

- The Task Force might focus on rape myths that have higher “agree” percentages and use targeted messaging to address gaps in knowledge.

### READINESS TO HELP

Based on the 2019 data, students seem to feel that sexual violence is an important issue in which they are interested. However, they are less likely to report that they are taking efforts to increase their awareness of the issue or to take action. It might be helpful to assess why this gap between contemplation and action exists.

- Are students sufficiently aware of opportunities where they can be informed about or involved with efforts to end sexual violence on campus?
- What current opportunities for this exist, and how are they currently being promoted to students?

### FEAR OF RAPE

- Respondents do not seem to be aware that acquaintance rape is more common than rape by a stranger. Educational efforts can address this.

## Survey Instrument

### POLICIES

- **P1 – P6:** Once the respondent answers these questions, the survey could provide the correct answer, in order to help students become more familiar with SDSU policies, specifically the question about “informal resolution.” Additionally, remove the phrase ‘At SDSU’ from these questions. This phrasing could mislead students into believing that these statements are only true or false at SDSU (and not off campus).
- **P7/P8:** Instead of open-ended questions asking about where a student or the respondent could report sexual assault, provide choices, and a link to website e.g. Counselling & Psychological Services ([https://go.sdsu.edu/student\\_affairs/cps/Default.aspx](https://go.sdsu.edu/student_affairs/cps/Default.aspx)) or Title IX Office (<https://titleix.sdsu.edu/>). This would give students information about the options available (many students say they are unaware of where they can report or where they could go).
- **P1\_2 and P4\_1:** Eliminate duplicated questions. P1\_2 “Sexual acts are considered non-consensual if a person is under the age of 18” and P4\_1 “A person can give consent when they are under the age of 18” are nearly identical.

### SEXUAL HARASSMENT

- **SHS1\_1 to SHS1\_30:** Collapse option categories to “Never” and “One or more times.”

### BYSTANDER INTERVENTION

- **BYI\_1 to BYI\_7:** The current response categories are subjective. It might be more efficient and more informative to change the response options to “Never” and “One or more times.”
- **BYI\_1 to BYI\_7:** “Not applicable” should be changed to “I have never been in this situation.”



## SEXUAL HARASSMENT

- **SHF\_1 to SHF\_18 and SHS\_1 to SHS\_30:** Collapse response options to “Never” and “One or more times.”
- **SHS\_29:** Add “social media” to question text.
- **SHS\_3 and SHS\_4:** Combine two questions: “Was the other person: (1) undergraduate student (2) graduate student, (3) I don’t know.”

## RELATIONSHIP VIOLENCE

- **DVV\_1\_1 to DVV\_1\_8:** Collapse response options into “Never” and “One or more times.”
- **DVV\_3:** Since this section specifically asks about “any hook-up, boyfriend, girlfriend, husband, wife, or any exes,” the question DVV\_3 does not make sense and may be obscuring data and should be removed or should only include the same relationship categories included in the initial scale.

## DEMOGRAPHIC QUESTIONS

- Remove questions about student major (**D4**) and GPA (**D5**). Data is not used for any analysis.
- **D10** (Ethnicity): Use the same format that is used by Enrollment Services.
- **D11** (Gender): Remove “please specify” open end.
- **D12** (Sexuality): Remove “please specify” open end.

## Data Analysis

- Due to the small sample size of students who identify their gender as “Other,” many, if not all, of the crosstabulations using this variable contain cells with counts of less than five. In future years, if statistical significance is the primary focus of this analysis, “other” could be defined as a missing value prior to running crosstabulations.

# APPENDIX A. DESCRIPTION OF SURVEY INSTRUMENT MEASURES

In 2019 several new measures and questions were added to the survey instrument. As in 2017, in an effort to reduce the survey length for individual respondents, respondents were randomly assigned to one of three measures at two different points in the survey. In the first randomized section, respondents were shown one of the following: Illinois Rape Myth Scale, Peer Social Support Measures, or Readiness to Help. In the second randomized section, respondents were shown one of the following: Short Form Stalking Measure, Dating Violence Prevalence measures, or Fear of Rape scale. Each of these measures was displayed to roughly one-third of the respondents.

## DESCRIPTIONS OF SCALES

### Bystander Intervention [NEW]

Bystander Intervention is measured using a modified version of the Bystander Attitudes Scale. The scale was shortened to include seven items to assess frequency of specific behaviors students had exercised in a situation where a friend or stranger may have been at risk for experiencing sexual misconduct.

#### Source:

Banyard, V. L., Plante, E. G., & Moynihan, M. M. (2002). Unpublished measures.

Banyard, V. L., Plante, E. G., & Moynihan, M. M. (2005). Rape prevention through bystander education: Final report to NIJ for grant 2002-WG-BX-0009. Retrieved from <https://www.ncjrs.gov/pdffiles1/nij/grants/208701.pdf>

### Illinois Rape Myth Acceptance Scale

This scale is included to assess the extent to which college students believe myths surrounding sexual violence. This scale is consistently updated to reflect language nuances, and to capture the subtle and covert ways in which rape myths evolve amongst college populations. The scale specifically focuses on accountability for rape and victim blaming, which is related to the covert, subtle rape myths that blame the victim for the assault or excuse the perpetrator.

#### Source:

Payne, D. L., Lonsway, K. A., & Fitzgerald, L. F. (1999). Rape myth acceptance: Exploration of its structure and its measurement using the Illinois Rape Myth Acceptance Scale. *Journal of Research in Personality, 27*-68.

McMahon, S., & Farmer, G. L. (2011). An updated measure for assessing subtle rape myths. *Social Work Research, 35*(2), 71-81.

### Peer Social Support [NEW]

Peer social support items assess participants' perceptions of peer norms regarding sex, dating violence, and sexual violence.

#### Source:

DeKeseredy, W.S., & Kelly, K. (1995). Sexual abuse in Canadian university and college dating relationships: The contribution of male peer support. *Journal of Family Violence, 10*, 41- 53.

## Readiness to Help

This measure aims to gauge the extent to which students on campus feel that they can help reduce the problem of sexual violence at SDSU. The scale also measures the extent to which students believe they have a responsibility to help reduce the problem. The framework for the scale is grounded in research about the causes of sexual assault on campuses as well as factors identified by health behavior theories for changing attitudes and behavior.

### Source:

Banyard, V. L., Moynihan, M. M., & Crossman, M. T. (2009). Reducing sexual violence on campus: The role of student leaders as empowered bystanders. *Journal of College Student Development, 50*(4), 446-457.

## Dating Violence Section [NEW]

The Dating Violence Victimization module is derived from the Partner Victimization Scale and the Women's Experience with Battering Scale to assess both physical and psychological dating violence experienced by participants. Items on the partner victimization scale were developed from items on the Juvenile Victimization Questionnaire. The JVQ underwent a careful development process and has extensive reliability and validity data. In this module, items such as "Not including horseplay or joking around, the person pushed, grabbed, or shook me" assess the type and frequency of physical dating violence a participant has experienced; items such as "Not including horseplay or joking around, the person can scare me without laying a hand on me" assesses psychological dating violence. Both physical and psychological dating violence are assessed in this module to cover a range of experience with dating violence, rather than to form separate subscales.

Questions that asked about experiences that occurred "since I started at SDSU" were removed, and only questions that asked about experiences that occurred "in the past year." The JVQ questions were added in 2019.

### Source:

Finkelhor, D., Hamby, S., Ormrod, R., & Turner, H. (2005). The Juvenile Victimization Questionnaire: Reliability, validity, and national norms. *Child Abuse & Neglect, 29*(4), 383-412.

Hamby, S. (2014). Self-report measures that do not produce parity in intimate partner violence: A multi-study investigation. *Psychology of Violence, 15*, 149-158. Advance online publication.

Hamby, S., Finkelhor, D., Ormrod, R., & Turner, H. (2004). *The Juvenile Victimization Questionnaire (JVQ): Administration and scoring manual*. Durham, NH: Crimes Against Children Research Center.

Smith, P.H., Earp, J.A., & DeVellis, R. (1995). Measuring battering: Development of the Women's Experience with Battering (WEB) Scale. *Women's Health: Research on Gender, Behavior, and Policy, 1*(4), 273-288.

## Sexual Harassment Victimization – Faculty/Staff [NEW]

The Sexual Harassment by Faculty/Staff module utilizes the Department of Defense Sexual Experiences Questionnaire (SEQ-DoD), originally modified from the Sexual Experiences Questionnaire, to measure the type and frequency of sexual harassment by members of staff.

## Sexual Harassment Victimization – Student [NEW]

Items 1-9 of Sexual Harassment by Students module were modified for the purposes of this survey from the Sexual Experiences Questionnaire, to measure the type and frequency of sexual harassment by students. These items have very high internal consistency as part of the ARC3 Campus Climate Survey ( $\alpha=.93$ ). Items 9-12 assess virtual sexual harassment using items from the AAUW Knowledge Networks Survey, and have strong internal consistency ( $\alpha=.83$ ).

### Source:

Fitzgerald, L. F., Gelfand, M. J., & Drasgow, F. (1995). Measuring sexual harassment: Theoretical and psychometric advances. *Basic and Applied Social Psychology, 17*(4), 425-445.

Fitzgerald, L. F., Magley, V. J., Drasgow, F., & Waldo, C. R. (1999). Measuring sexual harassment in the military: The Sexual Experiences Questionnaire (SEQ-DoD). *Military Psychology, 3*, 243-264.

Fitzgerald, L.F., Shullman, S.L., Bailey, N., Richards, M., Swecker, J., Gold, Y., Ormerod, A.J., & Weitzman, L.M. (1988). The incidence and dimensions of sexual harassment in academia and the workplace. *Journal of Vocational Behavior, 32*, 152-175.

## SES Revised - Short Form Victimization

The SES Revised scale is used to measure the extent of victimization and perpetration of unwanted sexual experiences. This scale uses non-judgmental specific language and avoids legal terms in order to facilitate the respondent's ability to identify and recall incidents that constitute various forms of unwanted sexual experiences. For example, the scale avoids the word "rape" because the term is understood and defined differently by different respondents. Instead, the scale relies on behaviorally specific descriptions of acts (unwanted sexual experiences) and tactics (behaviors used by perpetrators to compel sex acts against consent) to solicit responses. These innovative features are now considered the standard in measuring perpetration and victimization.

SDSU administrators added several follow-up questions to this section of the survey, some of which were only displayed to respondents if they indicated that they had experienced any form of unwanted sexual experiences. In the 2019 survey, the questions about perpetration of unwanted sexual experiences were included, in the same format as the ARC3 question bank.

### Source:

Koss, M. P., Abbey, A., Campbell, R., Cook, S., Norris, J., Testa, M., Ullman, S., West, C., & White, J. (2007). Revising the SES: A collaborative process to improve assessment of sexual aggression and victimization. *Psychology of Women Quarterly, 31*(4), 357-370.

## Policy/Resource Questions

This measure was created by SDSU to gauge students' understanding of campus policies regarding sexual assault and violence. The purpose of the measure is to assess students' knowledge and familiarity with available resources.

## Short Form Stalking Measure

This measure aims to assess incidents of stalking and unwanted pursuit. Respondents were asked if during their time as a student at SDSU, they had ever experienced being persistently followed, harassed, and/or pursued in an unwanted way on or near SDSU campus. If a student indicated yes, follow-up questions were displayed in order to assess demographic information of the perpetrator and the severity of the stalking that occurred.

### Source:

Spitzberg, B. H., & Cupach, W. R. (2014). *The dark side of relationship pursuit: From attraction to obsession and stalking*. New York, NY: Routledge.

## Fear of Rape

This scale aims to assess how fearful survey participants are about being raped by a stranger, an acquaintance, or a group of two or more people. The measure also aims to assess the survey participant's fear of rape on or around campus.

### Source:

Pryor, D.W., & Hughes, M.R., (2013). Fear of rape among college women: A social psychological analysis. *Violence and Victims, 28*(3), 443-465.

## Demographic Questions

Collecting demographic data allows us to examine the make-up of the sample we are targeting in comparison to the make-up of the entire student population as collected by the school upon student admission to SDSU. Collecting demographic information can also help identify which sub-populations may be more at risk. In the 2019 survey, questions about disabilities were added.

# APPENDIX B. SURVEY INSTRUMENT

## Survey Flow

Standard: DEMO (18 Questions)

Standard: Bystander Intervention (BYI) (1 Question)

BlockRandomizer: 1 - Evenly Present Elements

Standard: Illinois Rape Myth Acceptance Scale (IRMA) (1 Question)

Standard: Peer Social Support Measures (2 Questions)

Standard: Readiness to Help (RTH) (1 Question)

Standard: Physical Assault (PHY) (1 Question)

Standard: Injury Scale (INJ) (1 Question)

Standard: Sexual Harassment Victimization - Faculty/Staff (6 Questions)

Standard: Sexual Harassment Victimization - Student (7 Questions)

Block: Sexual Experience Scale (SES) - Victimization (6 Questions)

Standard: SES - Victimization - Follow-up (12 Questions)

Standard: SES - Perpetration (6 Questions)

Standard: SES - Perpetration - Follow-up (11 Questions)

Standard: EXP (13 Questions)

Standard: Policy (P) (8 Questions)

BlockRandomizer: 1 - Evenly Present Elements

Standard: Short Form Stalking Measure (SFS) (6 Questions)

Standard: Dating Violence Prevalence (14 Questions)

Standard: Fear of Rape (FOR) (3 Questions)

Standard: EMAIL (1 Question)

## Intro **Consent to Act as a Research Participant**

**SDSU Sexual Violence Campus Climate Survey 2019** This is a survey of sexual violence on SDSU's campus. The purpose of this survey is to answer the following questions: How often does sexual violence happen on campus? What are the consequences and who do individuals experiencing these things tell? How do students feel about the university's response to sexual assault and what do they know about university policies and procedures surrounding sexual violence? Answers to these questions are important for developing policies as well as prevention and intervention tools to reduce the number of these incidents in our communities and to provide better support systems for people who have experienced them. The information you give us will help us understand the issue of interpersonal aggression on our own campus as well as at other universities in general. By completing this survey, you are agreeing to participate in a research study. Before you give your consent to volunteer, it is important that you read the following information.

**Principal investigator:** Emilio C. Ulloa, Ph.D. College of Sciences, SDSU.

**Purpose of the Study:** The SDSU Sexual Violence Campus Climate Survey is a university-wide attempt to investigate the prevalence and scope of sexual violence on the SDSU campus and the climate on campus related to sexual violence. All students are being asked to participate in the survey.

**Description of the Study:** You will be asked to answer some sensitive questions about beliefs and opinions relating to sexual violence, experiences with sexual violence, and knowledge about policies and procedures regarding sexual assault. The survey is expected to take around 20 minutes to complete.

**Risks or Discomforts:** The risks of this study are that you might feel uncomfortable answering some of the questions because they are about sensitive things, like sexual assault or experiences of trauma. We will give every participant information about people and places that can help, in case you feel uncomfortable and want supportive services. We won't be able to provide additional resources based on your individual answers to the survey because the surveys are anonymous and we will not know how individuals responded to the questions. However, if you want to talk to someone, please contact the people and agencies on our resource list (at the end of the survey). Also, you do not have to answer any questions that make you feel uncomfortable and you may end your participation in this study at any time. You may choose to skip any questions you do not want to answer and/or opt out at any time during the survey.

**Benefits of the Study:** Participants will not benefit directly from this study. We will examine factors that will help us understand the scope of sexual violence on the SDSU campus. It is expected that this research has the potential to inform efforts to prevent sexual violence and efforts to provide services to victims of sexual violence.

**Incentives to Participate:** Every other week between 4/8/19 and 5/10/19 students who complete the survey will be offered a chance to enter a raffle to win \$100 gift cards from the SDSU Bookstore.

**Confidentiality:** Due to the nature of online surveys, we cannot guarantee that your data will not be connected to your responses on the user side, server side, and in transit. Although all respondents are sent invitations via their email addresses, once the data is collected all personally identifying information, including email addresses, will be removed from the data file before it is sent to the Principal Investigator. Additionally, if you provide your email address in order to enter the raffle to win a gift card, it will be removed once the survey is closed. In addition, please complete the survey in a private location; finish the survey in one sitting and shut down the computer or browser window after the survey is completed. The data that is collected

from the online survey will be downloaded into an excel document by a third party (SDSU Social Science Research Laboratory) and then provided to the Principal Investigator, Dr. Emilio Ulloa.

**Voluntary Nature of Participation:** Participation in this study is voluntary. Your choice of whether or not to participate will not influence your future relations with San Diego State University. If you decide to participate, you are free to withdraw your consent and to stop your participation at any time without penalty or loss of benefits to which you are allowed.

If you have any questions about the research now or later, you may contact Dr. Emilio Ulloa at 619-594-2569.

If you have any questions about your rights as a participant in this study, you may contact the Division of Research Affairs San Diego State University (telephone: 619-594-6622; irb@mail.sdsu.edu).

You indicate that by continuing on to complete the survey you have read the information in this document and have had a chance to ask any questions you have about the study. Completing the survey also indicates that you agree to be in the study and have been told that you can change your mind and withdraw your consent to participate at any time. Please print a copy of this consent form for your records. You have been told that by completing the survey you are not giving up any of your legal rights.

---

**D1 What is your class standing?**

- Freshman (1)
- Sophomore (2)
- Junior (3)
- Senior (4)
- Graduate (5)
- Other (Please Specify) (6) \_\_\_\_\_

---

**D2 Are you a transfer student?**

- Yes (1)
  - No (2)
-

**D3 When did you begin attending SDSU?**

- Fall 2010 or before (1)
  - Spring 2011 (2)
  - Fall 2011 (3)
  - Spring 2012 (4)
  - Fall 2012 (5)
  - Spring 2013 (6)
  - Fall 2013 (7)
  - Spring 2014 (8)
  - Fall 2014 (9)
  - Spring 2015 (10)
  - Fall 2015 (11)
  - Spring 2016 (12)
  - Fall 2016 (13)
  - Spring 2017 (14)
  - Fall 2018 (15)
  - Spring 2019 (16)
-



#### **D4 What is your major?**

- Accountancy (4)
- Accounting (5)
- Aerospace Engineering (6)
- Africana Studies (7)
- American Indian Studies (8)
- Anthropology (9)
- Applied Mathematics (10)
- Art (11)
- Asian Studies (12)
- Astronomy (13)
- Athletic Training (14)
- Audiology (15)
- Bioengineering (16)
- Bioinformatics and Medical Informatics (17)
- Biology (18)
- Business Administration (19)
- Business Administration and Juris Doctor (20)
- Business Administration/Latin American Studies (21)
- Chemical Physics (22)
- Chemistry (23)
- Chicana and Chicano Studies (24)
- Child Development (25)
- City Planning (26)
- Civil Engineering (27)
- Classics (28)
- Clinical Psychology (29)
- Communications (30)
- Comparative International Studies (31)
- Comparative Literature (32)
- Computational Science (33)
- Computer Engineering (34)
- Computer Science (35)
- Construction Engineering (36)
- Counseling (37)

- Creative Writing (38)
- Criminal Justice (39)
- Criminal Justice and Criminology (40)
- Dance (41)
- Ecology (42)
- Economics (43)
- Education (44)
- Educational Leadership (45)
- Educational Technology (46)
- School Psychology (47)
- Teaching and Learning (48)
- Electrical and Computer Engineering (49)
- Electrical Engineering (50)
- Engineering (51)
- English (52)
- Environmental Engineering (53)
- Environmental Sciences (54)
- European Studies (55)
- Evolutionary Biology (56)
- Exercise Physiology (57)
- Exercise Physiology and Nutritional Science (58)
- Finance (59)
- Financial Services (60)
- Foods and Nutrition (61)
- French (62)
- Geography (63)
- Geological Sciences (64)
- Geophysics (65)
- German (66)
- Gerontology (67)
- Health Communication (68)
- Health Science (69)
- History (70)
- Homeland Security (71)
- Hospitality and Tourism Management (72)

- Humanities (73)
- Information Systems (74)
- Interdisciplinary Studies (75)
- International Business (76)
- International Security and Conflict Resolution (77)
- Japanese (78)
- Journalism (79)
- Juris Doctor and Business Administration (80)
- Juris Doctor and Social Work (81)
- Kinesiology (82)
- Language and Communicative Disorders (83)
- Latin American Studies (84)
- Latin American Studies/Business Administration (85)
- Latin American Studies/Public Administration (86)
- Latin American Studies and Public Health (87)
- Lesbian, Gay, Bisexual and Transgender Studies (88)
- Liberal Arts and Sciences (89)
- Liberal Studies (90)
- Linguistics (91)
- Management (92)
- Marketing (93)
- Mathematics (94)
- Mathematics and Science Education (95)
- Mechanical and Aerospace Engineering (96)
- Mechanical Engineering (97)
- Medical Physics (98)
- Microbiology (99)
- Modern Jewish Studies (100)
- Music (101)
- Nursing (102)
- Nutritional Sciences (103)
- Nutritional Science and Exercise Physiology (104)
- Philosophy (105)
- Physical Science (106)
- Physics (107)

- Political Science (108)
- Psychology (109)
- Public Administration (110)
- Public Administration and Latin American Studies (111)
- Public Health (112)
- Public Health and Latin American Studies (113)
- Public Health and Social Work (114)
- Real Estate (115)
- Recreational Administration (116)
- Regulatory Affairs (117)
- Rehabilitation Counseling (118)
- Religious Studies (119)
- Rhetoric and Writing Studies (120)
- Russian (121)
- Russian and Central European Studies (122)
- Social Science (123)
- Social Work (124)
- Social Work and Juris Doctor (125)
- Social Work and Public Health (126)
- Sociology (127)
- Spanish (128)
- Speech, Language, and Hearing Sciences (129)
- Statistics (130)
- Structural Engineering (131)
- Sustainability (132)
- Television, Film, and New Media Production (133)
- Theatre Arts (134)
- Urban Studies (135)
- Women's Studies (136)

---

**D5 What is your GPA?**

---

**D6 Do you participate in any of the following at SDSU? (Please select all that apply)**

- Fraternity (1)
  - Sorority (2)
  - Honors society (3)
  - Student club or organization (4)
  - Club or intramural sport (5)
  - Intercollegiate athletics (scholarship or non-scholarship student athlete) (6)
  - Resident life employee (7)
  - Work study or employed by SDSU (8)
- 

**D7 Are you an international student?**

- Yes (1)
  - No (2)
- 

**D8 Do you live in university housing?**

- Yes (1)
  - No (2)
-

*Display This Question:*

*If D8 = 1*

**D8\_A Which university housing do you live in?**

- Chapultepec (1)
  - Cuicacalli Suites (Tacuba and Tepeyac) (2)
  - Granada (3)
  - Maya and Olmeca (4)
  - Piedra del Sol (5)
  - South Campus Plaza (North Hall and South Hall) (6)
  - Tarastec (7)
  - Tenochca (8)
  - University Towers (9)
  - Villa Alvarado (10)
  - Zapotec (11)
  - Zura (12)
- 

*Display This Question:*

*If D8 = 2*

**D9 How far do you live from campus?**

- 0-5 miles (1)
  - 5-10 miles (2)
  - 10-20 miles (3)
  - More than 20 miles (4)
-

**D10 What ethnicity do you identify with? (Please select all that apply)**

- Native American (1)
  - African American (2)
  - Hispanic or Latino (4)
  - Asian (9)
  - Pacific Islander or Native Hawaiian (5)
  - Filipino (6)
  - White (10)
  - Multiple ethnicities (7)
  - Other (please specify) (8) \_\_\_\_\_
- 

**D11 What is your gender identity?**

- Male (1)
  - Female (2)
  - Other (Please Specify) (3) \_\_\_\_\_
- 

**D12 Do you consider yourself to be:**

- Heterosexual or straight (1)
  - Gay or lesbian (2)
  - Bisexual (3)
  - Other (Please Specify) (4) \_\_\_\_\_
- 

**D12\_ADA Do you have a disability as defined by the Americans with Disabilities Act?**

- Yes (1)
  - No (2)
-

Display This Question:

If D12\_ADA = 1

**D12\_ADA\_FU Which of the following have been diagnosed?**

- A sensory impairment (vision or hearing) (1)
  - A mobility impairment (2)
  - A learning disability (e.g., ADHD, dyslexia) (3)
  - A mental health disorder (4)
  - A disability or impairment not listed above (5)
- 

**D13 Have you had a partner since you began attending SDSU?**

For the purposes of this survey, "partner" is defined as anyone with whom you had had a romantic or intimate relationship. This can include casual, episodic, as well as serious relationships and can span different types of relationships including but not limited to hanging out, hooking up, going out, friends with benefits, or dating.

- Yes (1)
  - No (2)
- 

**D14 Did you previously complete the SDSU Sexual Violence Campus Climate study that was administered in Spring of 2017?**

- Yes (1)
- No (2)
- I don't know (3)

End of Block: DEMO



Start of Block: Bystander Intervention (BYI)

**BYI When the situation arose at SDSU, how often did you do any of the following?**

	Never (1)	Sometimes (2)	A few times (3)	Most of the time (4)	Always (5)	N/A (6)
Walked a friend who had too much to drink home from a party, bar, or other social event. (BYI_1)	<input type="radio"/>	<input type="radio"/>	<input type="radio"/>	<input type="radio"/>	<input type="radio"/>	<input type="radio"/>
Talked to the friends of a drunk person to make sure they don't leave him/her behind at a party, bar, or other social event. (BYI_2)	<input type="radio"/>	<input type="radio"/>	<input type="radio"/>	<input type="radio"/>	<input type="radio"/>	<input type="radio"/>
Spoke up against sexist jokes. (BYI_3)	<input type="radio"/>	<input type="radio"/>	<input type="radio"/>	<input type="radio"/>	<input type="radio"/>	<input type="radio"/>
Tried to distract someone who was trying to take a drunk person to another room or trying to get them to do something sexual. (BYI_4)	<input type="radio"/>	<input type="radio"/>	<input type="radio"/>	<input type="radio"/>	<input type="radio"/>	<input type="radio"/>
Asked someone who looks very upset at a party if they are okay or need help. (BYI_5)	<input type="radio"/>	<input type="radio"/>	<input type="radio"/>	<input type="radio"/>	<input type="radio"/>	<input type="radio"/>
Intervened with a friend who was being physically abusive to another person. (BYI_6)	<input type="radio"/>	<input type="radio"/>	<input type="radio"/>	<input type="radio"/>	<input type="radio"/>	<input type="radio"/>
Intervened with a friend who was being verbally abusive to another person. (BYI_7)	<input type="radio"/>	<input type="radio"/>	<input type="radio"/>	<input type="radio"/>	<input type="radio"/>	<input type="radio"/>

End of Block: Bystander Intervention (BYI)

Start of Block: Illinois Rape Myth Acceptance Scale (IRMA)

-----START OF RANDOMIZED SECTION -----

**IRMA Please rate your answers using the scale below:**

	Strongly agree (1)	Agree (2)	Neither agree nor disagree (3)	Disagree (4)	Strongly disagree (5)
If a girl is raped while she is drunk, she is at least somewhat responsible for letting things get out of hand. (IRMA_1)	<input type="radio"/>	<input type="radio"/>	<input type="radio"/>	<input type="radio"/>	<input type="radio"/>
When girls go to parties wearing slutty clothes, they are asking for trouble. (IRMA_2)	<input type="radio"/>	<input type="radio"/>	<input type="radio"/>	<input type="radio"/>	<input type="radio"/>
If a girl goes to a room alone with a guy at a party, it is her own fault if she gets raped. (IRMA_3)	<input type="radio"/>	<input type="radio"/>	<input type="radio"/>	<input type="radio"/>	<input type="radio"/>
If a girl acts like a slut, eventually she is going to get into trouble. (IRMA_4)	<input type="radio"/>	<input type="radio"/>	<input type="radio"/>	<input type="radio"/>	<input type="radio"/>
When guys rape, it is usually because of their strong desire for sex. (IRMA_5)	<input type="radio"/>	<input type="radio"/>	<input type="radio"/>	<input type="radio"/>	<input type="radio"/>
Guys don't usually intend to force sex on a girl, but sometimes they get too sexually carried away. (IRMA_6)	<input type="radio"/>	<input type="radio"/>	<input type="radio"/>	<input type="radio"/>	<input type="radio"/>
Rape happens when a guy's sex drive goes out of control. (IRMA_7)	<input type="radio"/>	<input type="radio"/>	<input type="radio"/>	<input type="radio"/>	<input type="radio"/>
If a guy is drunk, he might rape someone unintentionally. (IRMA_8)	<input type="radio"/>	<input type="radio"/>	<input type="radio"/>	<input type="radio"/>	<input type="radio"/>
It shouldn't be considered rape if a guy is drunk and didn't realize what he was doing. (IRMA_9)	<input type="radio"/>	<input type="radio"/>	<input type="radio"/>	<input type="radio"/>	<input type="radio"/>
If both people are drunk, it can't be rape. (IRMA_10)	<input type="radio"/>	<input type="radio"/>	<input type="radio"/>	<input type="radio"/>	<input type="radio"/>
If a girl doesn't physically resist sex - even if protesting verbally- it can't be considered rape. (IRMA_11)	<input type="radio"/>	<input type="radio"/>	<input type="radio"/>	<input type="radio"/>	<input type="radio"/>
If a girl doesn't physically fight back, you can't really say it was rape. (IRMA_12)	<input type="radio"/>	<input type="radio"/>	<input type="radio"/>	<input type="radio"/>	<input type="radio"/>
If the accused "rapist" doesn't have a weapon, you really can't call it rape. (IRMA_13)	<input type="radio"/>	<input type="radio"/>	<input type="radio"/>	<input type="radio"/>	<input type="radio"/>
If a girl doesn't say "no" she can't claim rape. (IRMA_14)	<input type="radio"/>	<input type="radio"/>	<input type="radio"/>	<input type="radio"/>	<input type="radio"/>
A lot of times, girls who say they were raped agreed to have sex then regretted it. (IRMA_15)	<input type="radio"/>	<input type="radio"/>	<input type="radio"/>	<input type="radio"/>	<input type="radio"/>

	Strongly agree (1)	Agree (2)	Neither agree nor disagree (3)	Disagree (4)	Strongly disagree (5)
Rape accusations are often used as a way of getting back at guys. (IRMA_16)	<input type="radio"/>	<input type="radio"/>	<input type="radio"/>	<input type="radio"/>	<input type="radio"/>
A lot of times, girls who say they were raped often led the guy on and then had regrets. (IRMA_17)	<input type="radio"/>	<input type="radio"/>	<input type="radio"/>	<input type="radio"/>	<input type="radio"/>
A lot of times, girls who claim they were raped have emotional problems. (IRMA_18)	<input type="radio"/>	<input type="radio"/>	<input type="radio"/>	<input type="radio"/>	<input type="radio"/>
Girls who are caught cheating on their boyfriends sometimes claim it was rape. (IRMA_19)	<input type="radio"/>	<input type="radio"/>	<input type="radio"/>	<input type="radio"/>	<input type="radio"/>

End of Block: Illinois Rape Myth Acceptance Scale (IRMA)

Start of Block: Peer Social Support Measures

**PSS\_1** The following items refer to your friends' attitudes. When the word "date" is used, please think of anyone with whom you have a romantic or sexual relationship—short term or long term.

To what extent would your friends approve of:

	Strongly disapprove (1)	Disapprove (2)	Neutral (3)	Approve (4)	Strongly approve (5)
Having many sexual partners. (1)	<input type="radio"/>	<input type="radio"/>	<input type="radio"/>	<input type="radio"/>	<input type="radio"/>
Telling stories about sexual experiences. (11)	<input type="radio"/>	<input type="radio"/>	<input type="radio"/>	<input type="radio"/>	<input type="radio"/>
Getting someone drunk or high to have sex with them. (12)	<input type="radio"/>	<input type="radio"/>	<input type="radio"/>	<input type="radio"/>	<input type="radio"/>
Lying to someone in order to have sex with them. (13)	<input type="radio"/>	<input type="radio"/>	<input type="radio"/>	<input type="radio"/>	<input type="radio"/>
Forcing someone to have sex. (14)	<input type="radio"/>	<input type="radio"/>	<input type="radio"/>	<input type="radio"/>	<input type="radio"/>
Using physical force, such as hitting or beating, to resolve conflicts with dates. (15)	<input type="radio"/>	<input type="radio"/>	<input type="radio"/>	<input type="radio"/>	<input type="radio"/>
Insulting or swearing at dates. (16)	<input type="radio"/>	<input type="radio"/>	<input type="radio"/>	<input type="radio"/>	<input type="radio"/>

**PSS\_2 My friends tell me that:**

	Strongly disagree (8)	Disagree (9)	Neutral (10)	Agree (11)	Strongly agree (12)
It is alright for someone to hit a date in certain situations. (1)	<input type="radio"/>	<input type="radio"/>	<input type="radio"/>	<input type="radio"/>	<input type="radio"/>
Someone you are dating should have sex with you when you want. (4)	<input type="radio"/>	<input type="radio"/>	<input type="radio"/>	<input type="radio"/>	<input type="radio"/>
When you spend money on a date, the person should have sex with you in return. (5)	<input type="radio"/>	<input type="radio"/>	<input type="radio"/>	<input type="radio"/>	<input type="radio"/>
You should respond to a date's challenges to your authority by insulting them or putting them down. (6)	<input type="radio"/>	<input type="radio"/>	<input type="radio"/>	<input type="radio"/>	<input type="radio"/>
It is alright to physically force a person to have sex under certain conditions. (7)	<input type="radio"/>	<input type="radio"/>	<input type="radio"/>	<input type="radio"/>	<input type="radio"/>

---

End of Block: Peer Social Support Measures

Start of Block: Readiness to Help (RTH)

**RTH Please rate your answers using the scale below:**

	Strongly agree (1)	Agree (2)	Neither agree nor disagree (3)	Disagree (4)	Strongly disagree (5)
I don't think sexual violence is a problem on this campus. (1)	<input type="radio"/>	<input type="radio"/>	<input type="radio"/>	<input type="radio"/>	<input type="radio"/>
I don't think there is much I can do about sexual violence on campus. (2)	<input type="radio"/>	<input type="radio"/>	<input type="radio"/>	<input type="radio"/>	<input type="radio"/>
There isn't much need for me to think about sexual violence on campus. (3)	<input type="radio"/>	<input type="radio"/>	<input type="radio"/>	<input type="radio"/>	<input type="radio"/>
Doing something about sexual violence is solely the job of the crisis center. (4)	<input type="radio"/>	<input type="radio"/>	<input type="radio"/>	<input type="radio"/>	<input type="radio"/>
Sometimes I think I should learn more about sexual violence. (5)	<input type="radio"/>	<input type="radio"/>	<input type="radio"/>	<input type="radio"/>	<input type="radio"/>
I have not yet done anything to learn more about sexual violence. (6)	<input type="radio"/>	<input type="radio"/>	<input type="radio"/>	<input type="radio"/>	<input type="radio"/>
I think I can do something about sexual violence. (7)	<input type="radio"/>	<input type="radio"/>	<input type="radio"/>	<input type="radio"/>	<input type="radio"/>
I am planning to learn more about the problem of sexual violence on campus. (8)	<input type="radio"/>	<input type="radio"/>	<input type="radio"/>	<input type="radio"/>	<input type="radio"/>
I have recently attended a program about sexual violence. (9)	<input type="radio"/>	<input type="radio"/>	<input type="radio"/>	<input type="radio"/>	<input type="radio"/>
I am actively involved in projects to deal with sexual violence on campus. (10)	<input type="radio"/>	<input type="radio"/>	<input type="radio"/>	<input type="radio"/>	<input type="radio"/>
I have recently taken part in activities or volunteered my time on projects focused on ending sexual violence on campus. (11)	<input type="radio"/>	<input type="radio"/>	<input type="radio"/>	<input type="radio"/>	<input type="radio"/>
I have been or am currently involved in ongoing efforts to end sexual violence on campus. (12)	<input type="radio"/>	<input type="radio"/>	<input type="radio"/>	<input type="radio"/>	<input type="radio"/>

End of Block: Readiness to Help (RTH)

-----END OF RANDOMIZED SECTION -----

Start of Block: Physical Assault (PHY)

Display This Question:

If D13 = 1

**PHY Please use this scale to indicate how many times you have experienced these events in the past year.**

	Never (0)	Once (1)	Twice (2)	3-5 times (3)	6-10 times (4)	11-20 times (5)	More than 20 times (6)
In the past year, I have thrown something at my partner that could hurt. (2)	<input type="radio"/>	<input type="radio"/>	<input type="radio"/>	<input type="radio"/>	<input type="radio"/>	<input type="radio"/>	<input type="radio"/>
In the past year, my partner has thrown something at me that could hurt. (4)	<input type="radio"/>	<input type="radio"/>	<input type="radio"/>	<input type="radio"/>	<input type="radio"/>	<input type="radio"/>	<input type="radio"/>
In the past year, I have twisted my partner's arm or grabbed their hair. (6)	<input type="radio"/>	<input type="radio"/>	<input type="radio"/>	<input type="radio"/>	<input type="radio"/>	<input type="radio"/>	<input type="radio"/>
In the past year, my partner has twisted my arm or grabbed my hair. (8)	<input type="radio"/>	<input type="radio"/>	<input type="radio"/>	<input type="radio"/>	<input type="radio"/>	<input type="radio"/>	<input type="radio"/>
In the past year, I have pushed or shoved my partner. (10)	<input type="radio"/>	<input type="radio"/>	<input type="radio"/>	<input type="radio"/>	<input type="radio"/>	<input type="radio"/>	<input type="radio"/>
In the past year, my partner has pushed or shoved me. (12)	<input type="radio"/>	<input type="radio"/>	<input type="radio"/>	<input type="radio"/>	<input type="radio"/>	<input type="radio"/>	<input type="radio"/>
In the past year, I have grabbed my partner. (14)	<input type="radio"/>	<input type="radio"/>	<input type="radio"/>	<input type="radio"/>	<input type="radio"/>	<input type="radio"/>	<input type="radio"/>
In the past year, my partner has grabbed me. (16)	<input type="radio"/>	<input type="radio"/>	<input type="radio"/>	<input type="radio"/>	<input type="radio"/>	<input type="radio"/>	<input type="radio"/>
In the past year, I have slapped my partner. (18)	<input type="radio"/>	<input type="radio"/>	<input type="radio"/>	<input type="radio"/>	<input type="radio"/>	<input type="radio"/>	<input type="radio"/>
In the past year, my partner has slapped me. (20)	<input type="radio"/>	<input type="radio"/>	<input type="radio"/>	<input type="radio"/>	<input type="radio"/>	<input type="radio"/>	<input type="radio"/>
In the past year, I have punched or hit my partner with something that could hurt. (22)	<input type="radio"/>	<input type="radio"/>	<input type="radio"/>	<input type="radio"/>	<input type="radio"/>	<input type="radio"/>	<input type="radio"/>
In the past year, my partner has punched or hit me with something that could hurt. (24)	<input type="radio"/>	<input type="radio"/>	<input type="radio"/>	<input type="radio"/>	<input type="radio"/>	<input type="radio"/>	<input type="radio"/>
In the past year, I have choked my partner. (26)	<input type="radio"/>	<input type="radio"/>	<input type="radio"/>	<input type="radio"/>	<input type="radio"/>	<input type="radio"/>	<input type="radio"/>
In the past year, my partner has choked me. (28)	<input type="radio"/>	<input type="radio"/>	<input type="radio"/>	<input type="radio"/>	<input type="radio"/>	<input type="radio"/>	<input type="radio"/>
In the past year, I have slammed my partner against a wall. (30)	<input type="radio"/>	<input type="radio"/>	<input type="radio"/>	<input type="radio"/>	<input type="radio"/>	<input type="radio"/>	<input type="radio"/>
In the past year, my partner has slammed me against a wall. (32)	<input type="radio"/>	<input type="radio"/>	<input type="radio"/>	<input type="radio"/>	<input type="radio"/>	<input type="radio"/>	<input type="radio"/>

	Never (0)	Once (1)	Twice (2)	3-5 times (3)	6-10 times (4)	11-20 times (5)	More than 20 times (6)
In the past year, I have beat up my partner. (34)	<input type="radio"/>	<input type="radio"/>	<input type="radio"/>	<input type="radio"/>	<input type="radio"/>	<input type="radio"/>	<input type="radio"/>
In the past year, my partner has beat me up. (36)	<input type="radio"/>	<input type="radio"/>	<input type="radio"/>	<input type="radio"/>	<input type="radio"/>	<input type="radio"/>	<input type="radio"/>
In the past year, I have burned or scalded my partner on purpose. (38)	<input type="radio"/>	<input type="radio"/>	<input type="radio"/>	<input type="radio"/>	<input type="radio"/>	<input type="radio"/>	<input type="radio"/>
In the past year, my partner has burned or scalded me on purpose. (40)	<input type="radio"/>	<input type="radio"/>	<input type="radio"/>	<input type="radio"/>	<input type="radio"/>	<input type="radio"/>	<input type="radio"/>
In the past year, I have kicked my partner. (42)	<input type="radio"/>	<input type="radio"/>	<input type="radio"/>	<input type="radio"/>	<input type="radio"/>	<input type="radio"/>	<input type="radio"/>
In the past year, my partner has kicked me. (44)	<input type="radio"/>	<input type="radio"/>	<input type="radio"/>	<input type="radio"/>	<input type="radio"/>	<input type="radio"/>	<input type="radio"/>

End of Block: Physical Assault (PHY)

---

Start of Block: Injury Scale (INJ)

Display This Question:

If D13 = 1

**INJ Please use this scale to indicate how many times you have experienced these events in the past year.**

	Never (0)	Once (1)	Twice (2)	3-5 times (3)	6-10 times (4)	11-20 times (5)	More than 20 times (6)
In the past year, I have had a sprain, bruise, or small cut because of a fight with my partner. (2)	<input type="radio"/>	<input type="radio"/>	<input type="radio"/>	<input type="radio"/>	<input type="radio"/>	<input type="radio"/>	<input type="radio"/>
In the past year, my partner has had a sprain, bruise, or small cut because of a fight with me. (4)	<input type="radio"/>	<input type="radio"/>	<input type="radio"/>	<input type="radio"/>	<input type="radio"/>	<input type="radio"/>	<input type="radio"/>
In the past year, I have felt physical pain that still hurt the next day because of a fight with my partner. (6)	<input type="radio"/>	<input type="radio"/>	<input type="radio"/>	<input type="radio"/>	<input type="radio"/>	<input type="radio"/>	<input type="radio"/>
In the past year, my partner has felt physical pain that still hurt the next day because of a fight with me. (8)	<input type="radio"/>	<input type="radio"/>	<input type="radio"/>	<input type="radio"/>	<input type="radio"/>	<input type="radio"/>	<input type="radio"/>
In the past year, I have passed out from being hit on the head by my partner during a fight. (10)	<input type="radio"/>	<input type="radio"/>	<input type="radio"/>	<input type="radio"/>	<input type="radio"/>	<input type="radio"/>	<input type="radio"/>
In the past year, my partner has passed out from being hit on the head by me during a fight. (12)	<input type="radio"/>	<input type="radio"/>	<input type="radio"/>	<input type="radio"/>	<input type="radio"/>	<input type="radio"/>	<input type="radio"/>
In the past year, I have gone to the doctor because of a fight with my partner. (14)	<input type="radio"/>	<input type="radio"/>	<input type="radio"/>	<input type="radio"/>	<input type="radio"/>	<input type="radio"/>	<input type="radio"/>
In the past year, my partner has gone to the doctor because of a fight with me. (16)	<input type="radio"/>	<input type="radio"/>	<input type="radio"/>	<input type="radio"/>	<input type="radio"/>	<input type="radio"/>	<input type="radio"/>
In the past year, I have needed to see a doctor because of a fight with my partner, but I didn't. (18)	<input type="radio"/>	<input type="radio"/>	<input type="radio"/>	<input type="radio"/>	<input type="radio"/>	<input type="radio"/>	<input type="radio"/>
In the past year, my partner has needed to see a doctor because of a fight with me, but didn't. (20)	<input type="radio"/>	<input type="radio"/>	<input type="radio"/>	<input type="radio"/>	<input type="radio"/>	<input type="radio"/>	<input type="radio"/>
In the past year, I have had a broken bone from a fight with my partner. (22)	<input type="radio"/>	<input type="radio"/>	<input type="radio"/>	<input type="radio"/>	<input type="radio"/>	<input type="radio"/>	<input type="radio"/>
In the past year, my partner has had a broken bone from a fight with me. (24)	<input type="radio"/>	<input type="radio"/>	<input type="radio"/>	<input type="radio"/>	<input type="radio"/>	<input type="radio"/>	<input type="radio"/>

End of Block: Injury Scale (INJ)



Start of Block: Sexual Harassment Victimization - Faculty/Staff

**SHF Since you enrolled at SDSU, have you been in a situation in which a faculty member, instructor or staff member:**

	Never (1)	Once or twice (2)	Sometimes (3)	Often (4)	Many times (5)
Treated you "differently" because of your sex? (1)	<input type="radio"/>	<input type="radio"/>	<input type="radio"/>	<input type="radio"/>	<input type="radio"/>
Displayed, used, or distributed sexist or suggestive materials? (4)	<input type="radio"/>	<input type="radio"/>	<input type="radio"/>	<input type="radio"/>	<input type="radio"/>
Made offensive sexist remarks? (5)	<input type="radio"/>	<input type="radio"/>	<input type="radio"/>	<input type="radio"/>	<input type="radio"/>
Put you down or was condescending to you because of your sex? (6)	<input type="radio"/>	<input type="radio"/>	<input type="radio"/>	<input type="radio"/>	<input type="radio"/>
Repeatedly told sexual stories or jokes that were offensive to you? (7)	<input type="radio"/>	<input type="radio"/>	<input type="radio"/>	<input type="radio"/>	<input type="radio"/>
Made unwelcome attempts to draw you into a discussion of sexual matters? (8)	<input type="radio"/>	<input type="radio"/>	<input type="radio"/>	<input type="radio"/>	<input type="radio"/>
Made offensive remarks about your appearance, body, or sexual activities? (9)	<input type="radio"/>	<input type="radio"/>	<input type="radio"/>	<input type="radio"/>	<input type="radio"/>
Made gestures or used body language of a sexual nature which embarrassed or offended you? (10)	<input type="radio"/>	<input type="radio"/>	<input type="radio"/>	<input type="radio"/>	<input type="radio"/>
Made unwanted attempts to establish a romantic sexual relationship with you despite your efforts to discourage it? (11)	<input type="radio"/>	<input type="radio"/>	<input type="radio"/>	<input type="radio"/>	<input type="radio"/>
Continued to ask you for dates, drinks, dinner, etc., even though you said "No"? (12)	<input type="radio"/>	<input type="radio"/>	<input type="radio"/>	<input type="radio"/>	<input type="radio"/>
Touched you in a way that made you feel uncomfortable? (13)	<input type="radio"/>	<input type="radio"/>	<input type="radio"/>	<input type="radio"/>	<input type="radio"/>
Made unwanted attempts to stroke, fondle, or kiss you? (14)	<input type="radio"/>	<input type="radio"/>	<input type="radio"/>	<input type="radio"/>	<input type="radio"/>
Made you feel like you were being bribed with a reward to engage in sexual behavior? (15)	<input type="radio"/>	<input type="radio"/>	<input type="radio"/>	<input type="radio"/>	<input type="radio"/>
Made you feel threatened with some sort of retaliation for not being sexually cooperative? (16)	<input type="radio"/>	<input type="radio"/>	<input type="radio"/>	<input type="radio"/>	<input type="radio"/>
Treated you badly for refusing to have sex? (17)	<input type="radio"/>	<input type="radio"/>	<input type="radio"/>	<input type="radio"/>	<input type="radio"/>
Implied better treatment if you were sexually cooperative? (18)	<input type="radio"/>	<input type="radio"/>	<input type="radio"/>	<input type="radio"/>	<input type="radio"/>

Skip To: End of Block If SHF = 1

---

**SHF\_1 Think about the situations that have happened to you that involved the behaviors you marked. Now think about the ONE SITUATION that had the greatest effect on you and answer the following questions. The situation involved: (Please select all that apply)**

- Sexist or sexually offensive language, gestures or pictures (1)
  - Unwanted sexual attention (4)
  - Unwanted touching (5)
  - Subtle or explicit bribes or threats (6)
- 

**SHF\_2 Please describe the person(s) who committed the behavior**

- Man (1)
  - Woman (2)
  - Other (please specify): (3) \_\_\_\_\_
- 

**SHF\_3 Please describe the person(s) who committed the behavior status at SDSU:**

- Faculty member (1)
  - Staff member (4)
  - Graduate student instructor (5)
  - Other (please specify): (6) \_\_\_\_\_
- 

**SHF\_4 Did this happen on campus?**

- Yes (4)
  - No (5)
- 

**SHF\_5 Please tell us how you reacted to the situation (Please select all that apply)**

- I ignored the person and did nothing. (1)
- I avoided the person as much as possible. (4)
- I treated it like a joke. (5)
- I told the person to stop. (6)
- I reported the person. (7)
- I asked someone for advice and/or support. (8)

End of Block: Sexual Harassment Victimization - Faculty/Staff

Start of Block: Sexual Harassment Victimization - Student

**SHS Since you enrolled at SDSU, have you been in a situation in which a student:**

	Never (1)	Once or twice (2)	Sometimes (3)	Often (4)	Many times (5)
Treated you "differently" because of your sex? (1)	<input type="radio"/>	<input type="radio"/>	<input type="radio"/>	<input type="radio"/>	<input type="radio"/>
Displayed, used, or distributed sexist or suggestive materials? (19)	<input type="radio"/>	<input type="radio"/>	<input type="radio"/>	<input type="radio"/>	<input type="radio"/>
Made offensive sexist remarks? (20)	<input type="radio"/>	<input type="radio"/>	<input type="radio"/>	<input type="radio"/>	<input type="radio"/>
Put you down or was condescending to you because of your sex? (21)	<input type="radio"/>	<input type="radio"/>	<input type="radio"/>	<input type="radio"/>	<input type="radio"/>
Repeatedly told sexual stories or jokes that were offensive to you? (22)	<input type="radio"/>	<input type="radio"/>	<input type="radio"/>	<input type="radio"/>	<input type="radio"/>
Made unwelcome attempts to draw you into a discussion of sexual matters? (23)	<input type="radio"/>	<input type="radio"/>	<input type="radio"/>	<input type="radio"/>	<input type="radio"/>
Made offensive remarks about your appearance, body, or sexual activities? (24)	<input type="radio"/>	<input type="radio"/>	<input type="radio"/>	<input type="radio"/>	<input type="radio"/>
Made gestures or used body language of a sexual nature which embarrassed or offended you? (25)	<input type="radio"/>	<input type="radio"/>	<input type="radio"/>	<input type="radio"/>	<input type="radio"/>
Made unwanted attempts to establish a romantic sexual relationship with you despite your efforts to discourage it? (26)	<input type="radio"/>	<input type="radio"/>	<input type="radio"/>	<input type="radio"/>	<input type="radio"/>
Sent or posted unwelcome sexual comments, jokes or pictures by text, email, Facebook or other electronic means? (28)	<input type="radio"/>	<input type="radio"/>	<input type="radio"/>	<input type="radio"/>	<input type="radio"/>
Spread unwelcome sexual rumors about you by text, email, Facebook or other electronic means? (29)	<input type="radio"/>	<input type="radio"/>	<input type="radio"/>	<input type="radio"/>	<input type="radio"/>
Called you gay or lesbian in a negative way by text, email, Facebook or other electronic means? (30)	<input type="radio"/>	<input type="radio"/>	<input type="radio"/>	<input type="radio"/>	<input type="radio"/>

Skip To: End of Block If SHS = 1

**SHS\_1 Think about the situations that have happened to you that involved the behaviors you marked. Now think about the ONE SITUATION that had the greatest effect on you and answer the following questions. The situation involved: (Please select all that apply)**

- Sexist or sexually offensive language, gestures or pictures (1)
  - Unwanted sexual attention (4)
  - Unwanted touching (5)
  - Subtle or explicit bribes or threats (6)
- 

**SHS\_2 Please describe the person(s) who committed the behavior**

- Man (1)
  - Woman (2)
  - Other (please specify): (3) \_\_\_\_\_
- 

**SHS\_3 Was the other person an undergraduate student at SDSU:**

- Yes (1)
  - No (2)
  - Don't know (3)
- 

**SHS\_4 Was the other person a graduate or professional student at SDSU:**

- Yes (1)
  - No (2)
  - Don't know (3)
- 

**SHS\_5 Did this happen on campus?**

- Yes (4)
  - No (5)
-

**SHS\_6 Please tell us how you reacted to the situation (Please select all that apply)**

- I ignored the person and did nothing. (1)
- I avoided the person as much as possible. (4)
- I treated it like a joke. (5)
- I told the person to stop. (6)
- I reported the person. (7)
- I asked someone for advice and/or support. (8)

**End of Block: Sexual Harassment Victimization - Student**

**Start of Block: Sexual Experience Scale (SES) - Victimization**

SES\_TXT The following questions concern sexual experiences that you may have had that were unwanted. We know that these are personal questions, so we did not ask your name or other identifying information. Your information is completely confidential. We hope that this helps you to feel comfortable answering each question honestly. Fill the bubble showing the number of times each experience has happened to you. If several experiences occurred on the same occasion—for example, if one night someone told you some lies and had sex with you when you were drunk, you should indicate both.

We want to know about your experiences since you enrolled at SDSU. These experiences could occur on or off campus, when school is in session or when you are on a break.

**SES1 Someone fondled, kissed, or rubbed up against the private areas of my body (lips, breast/chest, crotch, or butt) or removed some of my clothes without my consent (but did not attempt sexual penetration) by:**

	0 times (0)	1 time (1)	2 times (2)	3 or more times (3)
Telling lies, threatening to end the relationship, threatening to spread rumors about me, making promises I knew were untrue, or continually verbally pressuring me after I said I didn't want to. (SES1_1)	<input type="radio"/>	<input type="radio"/>	<input type="radio"/>	<input type="radio"/>
Showing displeasure, criticizing my sexuality or attractiveness, getting angry but not using physical force, after I said I didn't want to. (SES1_2)	<input type="radio"/>	<input type="radio"/>	<input type="radio"/>	<input type="radio"/>
Taking advantage of me when I was too drunk or out of it to stop what was happening. (SES1_3)	<input type="radio"/>	<input type="radio"/>	<input type="radio"/>	<input type="radio"/>
Threatening to physically harm me or someone close to me. (SES1_4)	<input type="radio"/>	<input type="radio"/>	<input type="radio"/>	<input type="radio"/>
Using force, for example, holding me down with their body weight, pinning my arms, or having a weapon. (SES1_5)	<input type="radio"/>	<input type="radio"/>	<input type="radio"/>	<input type="radio"/>

**SES2 Someone had oral sex with me or made me have oral sex with them without my consent by:**

	0 times (0)	1 time (1)	2 times (2)	3 or more times (3)
Telling lies, threatening to end the relationship, threatening to spread rumors about me, making promises I knew were untrue, or continually verbally pressuring me after I said I didn't want to. (SES2_1)	<input type="radio"/>	<input type="radio"/>	<input type="radio"/>	<input type="radio"/>
Showing displeasure, criticizing my sexuality or attractiveness, getting angry but not using physical force, after I said I didn't want to. (SES2_2)	<input type="radio"/>	<input type="radio"/>	<input type="radio"/>	<input type="radio"/>
Taking advantage of me when I was too drunk or out of it to stop what was happening. (SES2_3)	<input type="radio"/>	<input type="radio"/>	<input type="radio"/>	<input type="radio"/>
Threatening to physically harm me or someone close to me. (SES2_4)	<input type="radio"/>	<input type="radio"/>	<input type="radio"/>	<input type="radio"/>
Using force, for example, holding me down with their body weight, pinning my arms, or having a weapon. (SES2_5)	<input type="radio"/>	<input type="radio"/>	<input type="radio"/>	<input type="radio"/>

**SES3 IF YOU IDENTIFY AS MALE, PLEASE SELECT "0 TIMES" FROM THE OPTIONS BELOW:**

**Someone put their penis, fingers, or other objects into my vagina without my consent by:**

	0 times (0)	1 time (1)	2 times (2)	3 or more times (3)
Telling lies, threatening to end the relationship, threatening to spread rumors about me, making promises I knew were untrue, or continually verbally pressuring me after I said I didn't want to. (SES3_1)	<input type="radio"/>	<input type="radio"/>	<input type="radio"/>	<input type="radio"/>
Showing displeasure, criticizing my sexuality or attractiveness, getting angry but not using physical force, after I said I didn't want to. (SES3_2)	<input type="radio"/>	<input type="radio"/>	<input type="radio"/>	<input type="radio"/>
Taking advantage of me when I was too drunk or out of it to stop what was happening. (SES3_3)	<input type="radio"/>	<input type="radio"/>	<input type="radio"/>	<input type="radio"/>
Threatening to physically harm me or someone close to me. (SES3_4)	<input type="radio"/>	<input type="radio"/>	<input type="radio"/>	<input type="radio"/>
Using force, for example, holding me down with their body weight, pinning my arms, or having a weapon. (SES3_5)	<input type="radio"/>	<input type="radio"/>	<input type="radio"/>	<input type="radio"/>

**SES4 Someone put their penis, fingers, or other objects into my butt without my consent by:**

	0 times (0)	1 time (1)	2 times (2)	3 or more times (3)
Telling lies, threatening to end the relationship, threatening to spread rumors about me, making promises I knew were untrue, or continually verbally pressuring me after I said I didn't want to. (SES4_1)	<input type="radio"/>	<input type="radio"/>	<input type="radio"/>	<input type="radio"/>
Showing displeasure, criticizing my sexuality or attractiveness, getting angry but not using physical force, after I said I didn't want to. (SES4_2)	<input type="radio"/>	<input type="radio"/>	<input type="radio"/>	<input type="radio"/>
Taking advantage of me when I was too drunk or out of it to stop what was happening. (SES4_3)	<input type="radio"/>	<input type="radio"/>	<input type="radio"/>	<input type="radio"/>
Threatening to physically harm me or someone close to me. (SES4_4)	<input type="radio"/>	<input type="radio"/>	<input type="radio"/>	<input type="radio"/>
Using force, for example, holding me down with their body weight, pinning my arms, or having a weapon. (SES4_5)	<input type="radio"/>	<input type="radio"/>	<input type="radio"/>	<input type="radio"/>

**SES5 Even though it did not happen, someone TRIED to have oral, anal, or vaginal sex with me without my consent by:**

	0 times (0)	1 time (1)	2 times (2)	3 or more times (3)
Telling lies, threatening to end the relationship, threatening to spread rumors about me, making promises I knew were untrue, or continually verbally pressuring me after I said I didn't want to. (SES5_1)	<input type="radio"/>	<input type="radio"/>	<input type="radio"/>	<input type="radio"/>
Showing displeasure, criticizing my sexuality or attractiveness, getting angry but not using physical force, after I said I didn't want to. (SES5_2)	<input type="radio"/>	<input type="radio"/>	<input type="radio"/>	<input type="radio"/>
Taking advantage of me when I was too drunk or out of it to stop what was happening. (SES5_3)	<input type="radio"/>	<input type="radio"/>	<input type="radio"/>	<input type="radio"/>
Threatening to physically harm me or someone close to me. (SES5_4)	<input type="radio"/>	<input type="radio"/>	<input type="radio"/>	<input type="radio"/>
Using force, for example, holding me down with their body weight, pinning my arms, or having a weapon. (SES5_5)	<input type="radio"/>	<input type="radio"/>	<input type="radio"/>	<input type="radio"/>

End of Block: Sexual Experience Scale (SES) - Victimization

Start of Block: SES - Victimization - Follow-up

Display This Question:

If SES1 [ 0 ] (Count) != 5

Or SES2 [ 0 ] (Count) != 5

Or SES3 [ 0 ] (Count) != 5

Or SES4 [ 0 ] (Count) != 5

Or SES5 [ 0 ] (Count) != 5

**SES\_A Think about the situations that have happened to you that involved the experiences you marked on the last screens. Now think about the ONE SITUATION that had the greatest effect on you and answer the following questions. What was the sex of the person or persons who did this to you?**

- Female only (1)
  - Male only (2)
  - Both females and males (3)
- 

Display This Question:

If SES\_A, 1 Is Displayed

**SES\_B Do you know the identity of the person or persons who did this to you?**

- Yes (1)
  - No (2)
- 

Display This Question:

If SES\_B = 1

**SES\_B1 Who was the person or persons who did this to you? (Please select all that apply)**

- A stranger (1)
  - Another SDSU student (7)
  - An acquaintance (2)
  - A friend or former friend (3)
  - A significant other, dating partner, or ex-dating partner (4)
  - An SDSU staff member (8)
  - An SDSU faculty member (9)
  - An SDSU administrator (10)
  - A family member (5)
  - Other (Please Specify) (6) \_\_\_\_\_
-



Display This Question:

If SES\_B = 1

**SES\_B2 Was this person an SDSU representative? (student services/faculty/staff/TA/etc.)**

- Yes (1)
  - No (2)
- 

Display This Question:

If SES\_A, 1 Is Displayed

**SES\_C Where did this experience occur?**

- On campus (1)
  - Within one mile of SDSU's campus (2)
  - More than one mile away but closer than five miles away from campus (3)
  - More than five miles away from SDSU's campus, but within San Diego County (4)
  - Outside of San Diego County (5)
  - Outside of San Diego County but within the context of an SDSU supported program (i.e. a study abroad program) (6)
- 

Display This Question:

If SES\_A, 1 Is Displayed

**SES\_C1 When, during your time at SDSU, did this experience occur?**

- First year (or freshman year) (1)
  - Second year (or sophomore year) (2)
  - Third year (or junior year) (3)
  - Fourth year (or senior year) (4)
  - Fifth year (5)
  - After my fifth year (6)
- 

Display This Question:

If SES\_A, 1 Is Displayed

**SES\_D Did this experience involve alcohol? (Were you, or the perpetrator, or both of you drinking alcohol?)**

- Yes (1)
  - No (2)
-

Display This Question:

If SES\_A , 1 Is Displayed

**SES\_E At the time of this event, were you participating in:**

- Fraternity (1)
  - Sorority (2)
  - Honors society (3)
  - Student club or organization (4)
  - Club or intramural sport (5)
  - Intercollegiate athletics (scholarship or non-scholarship student athlete) (6)
  - Resident life employee (7)
  - Work study or employed by SDSU (8)
- 

Display This Question:

If SES\_A , 1 Is Displayed

**SES\_F At the time of this event, were you living:**

- On campus, or (1)
  - Off campus? (2)
- 

Display This Question:

If SES\_A , 1 Is Displayed

**SES\_G As a result of this incident, did you move or change where you live?**

- Yes (1)
  - No (2)
- 

Display This Question:

If SES\_A , 1 Is Displayed

**SES\_H As a result of this incident, did you drop any of your classes or change your class schedule?**

- Yes (4)
  - No (5)
-

Display This Question:

If SES\_A, 1 Is Displayed

**SES\_1 Did this incident have any other effect on your academics?**

- Yes (1)
- No (2)

End of Block: SES - Victimization - Follow-up

Start of Block: SES - Perpetration

SESP\_TXT The following questions also concern sexual experiences. These questions are similar to those you just answered, but these refer to your behaviors. We know these are personal questions, so we did not ask your name or other identifying information. Your information is completely confidential. We hope this helps you to feel comfortable answering each question honestly. Fill the bubble showing the number of times each experience has happened. If several experiences occurred on the same occasion—for example, if one night you told some lies and had sex with someone who was drunk, you should indicate both.

We want to know about your experiences since you enrolled at SDSU. These experiences could occur on or off campus, when school is in session or when you are on a break.

**SESP\_1 I fondled, kissed, or rubbed up against the private areas of someone’s body (lips, breast/chest, crotch or butt) or removed some of their clothes without their consent (but did not attempt sexual penetration) by:**

	0 times (1)	1 time (2)	2 times (3)	3 or more times (4)
Telling lies, threatening to end the relationship, threatening to spread rumors about them, making promises about the future I knew were untrue, or continually verbally pressuring them after they said they didn’t want to. (1)	<input type="radio"/>	<input type="radio"/>	<input type="radio"/>	<input type="radio"/>
Showing displeasure, criticizing their sexuality or attractiveness, getting angry but not using physical force after they said they didn’t want to. (8)	<input type="radio"/>	<input type="radio"/>	<input type="radio"/>	<input type="radio"/>
Taking advantage when they were too drunk or out of it to stop what was happening. (9)	<input type="radio"/>	<input type="radio"/>	<input type="radio"/>	<input type="radio"/>
Threatening to physically harm them or someone close to them. (10)	<input type="radio"/>	<input type="radio"/>	<input type="radio"/>	<input type="radio"/>
Using force, for example holding them down with my body weight, pinning their arms, or having a weapon. (11)	<input type="radio"/>	<input type="radio"/>	<input type="radio"/>	<input type="radio"/>

**SESP\_2 I had oral sex with someone or had someone perform oral sex on me without their consent by:**

	0 times (1)	1 time (2)	2 times (3)	3 or more times (4)
Telling lies, threatening to end the relationship, threatening to spread rumors about them, making promises about the future knew were untrue, or continually verbally pressuring them after they said they didn't want to. (1)	<input type="radio"/>	<input type="radio"/>	<input type="radio"/>	<input type="radio"/>
Showing displeasure, criticizing their sexuality or attractiveness, getting angry but not using physical force after they said they didn't want to. (2)	<input type="radio"/>	<input type="radio"/>	<input type="radio"/>	<input type="radio"/>
Taking advantage when they were too drunk or out of it to stop what was happening. (3)	<input type="radio"/>	<input type="radio"/>	<input type="radio"/>	<input type="radio"/>
Threatening to physically harm them or someone close to them. (4)	<input type="radio"/>	<input type="radio"/>	<input type="radio"/>	<input type="radio"/>
Using force, for example holding them down with my body weight, pinning their arms, or having a weapon. (7)	<input type="radio"/>	<input type="radio"/>	<input type="radio"/>	<input type="radio"/>

**SESP\_3 I put my penis or I put my fingers or objects into someone's vagina without their consent by:**

	0 times (1)	1 time (2)	2 times (3)	3 or more times (4)
Telling lies, threatening to end the relationship, threatening to spread rumors about them, making promises about the future knew were untrue, or continually verbally pressuring them after they said they didn't want to. (1)	<input type="radio"/>	<input type="radio"/>	<input type="radio"/>	<input type="radio"/>
Showing displeasure, criticizing their sexuality or attractiveness, getting angry but not using physical force after they said they didn't want to. (2)	<input type="radio"/>	<input type="radio"/>	<input type="radio"/>	<input type="radio"/>
Taking advantage when they were too drunk or out of it to stop what was happening. (3)	<input type="radio"/>	<input type="radio"/>	<input type="radio"/>	<input type="radio"/>
Threatening to physically harm them or someone close to them. (4)	<input type="radio"/>	<input type="radio"/>	<input type="radio"/>	<input type="radio"/>
Using force, for example holding them down with my body weight, pinning their arms, or having a weapon. (7)	<input type="radio"/>	<input type="radio"/>	<input type="radio"/>	<input type="radio"/>

**SESP\_4 I put in my penis or I put my fingers or objects into someone's butt without their consent by:**

	0 times (1)	1 time (2)	2 times (3)	3 or more times (4)
Telling lies, threatening to end the relationship, threatening to spread rumors about them, making promises about the future knew were untrue, or continually verbally pressuring them after they said they didn't want to. (1)	<input type="radio"/>	<input type="radio"/>	<input type="radio"/>	<input type="radio"/>
Showing displeasure, criticizing their sexuality or attractiveness, getting angry but not using physical force after they said they didn't want to. (2)	<input type="radio"/>	<input type="radio"/>	<input type="radio"/>	<input type="radio"/>
Taking advantage when they were too drunk or out of it to stop what was happening. (3)	<input type="radio"/>	<input type="radio"/>	<input type="radio"/>	<input type="radio"/>
Threatening to physically harm them or someone close to them. (4)	<input type="radio"/>	<input type="radio"/>	<input type="radio"/>	<input type="radio"/>
Using force, for example holding them down with my body weight, pinning their arms, or having a weapon. (7)	<input type="radio"/>	<input type="radio"/>	<input type="radio"/>	<input type="radio"/>

**SESP\_5 Even though it didn't happen, I TRIED to have oral, anal, or vaginal sex with someone or make them have oral sex with me without their consent by:**

	0 times (1)	1 time (2)	2 times (3)	3 or more times (4)
Telling lies, threatening to end the relationship, threatening to spread rumors about them, making promises about the future knew were untrue, or continually verbally pressuring them after they said they didn't want to. (1)	<input type="radio"/>	<input type="radio"/>	<input type="radio"/>	<input type="radio"/>
Showing displeasure, criticizing their sexuality or attractiveness, getting angry but not using physical force after they said they didn't want to. (2)	<input type="radio"/>	<input type="radio"/>	<input type="radio"/>	<input type="radio"/>
Taking advantage when they were too drunk or out of it to stop what was happening. (3)	<input type="radio"/>	<input type="radio"/>	<input type="radio"/>	<input type="radio"/>
Threatening to physically harm them or someone close to them. (4)	<input type="radio"/>	<input type="radio"/>	<input type="radio"/>	<input type="radio"/>
Using force, for example holding them down with my body weight, pinning their arms, or having a weapon. (7)	<input type="radio"/>	<input type="radio"/>	<input type="radio"/>	<input type="radio"/>

End of Block: SES - Perpetration

Start of Block: SES - Perpetration - Follow-up

Display This Question:

If *SESP\_1 [ 1 ] (Count) != 5*  
Or *SESP\_2 [ 1 ] (Count) != 5*  
Or *SESP\_3 [ 1 ] (Count) != 5*  
Or *SESP\_4 [ 1 ] (Count) != 5*

**SESP\_A** On the last several pages of the survey, you reported having oral, anal, or vaginal sex with someone without their consent either multiple times or using multiple strategies since you enrolled at SDSU.

- All of the experiences were with the same person. (1)
- I did this with more than one person. How many people did you do this with? (4)

\_\_\_\_\_

Display This Question:

If *SESP\_A, 1 Is Displayed*

**SESP\_B** On how many different days did you have oral, anal, or vaginal sex with someone without their consent since you enrolled at SDSU?

\_\_\_\_\_

Display This Question:

If *SESP\_1 [ 1 ] (Count) != 5*  
Or *SESP\_2 [ 1 ] (Count) != 5*  
Or *SESP\_3 [ 1 ] (Count) != 5*  
Or *SESP\_4 [ 1 ] (Count) != 5*

And If

*SESP\_5 [ 1 ] (Count) != 5*

**SESP\_C** On the last several pages of the survey, you reported BOTH having oral, anal, or vaginal sex and trying to have sex with someone without their consent since you enrolled a SDSU.

- All of the experiences were with the same person. (1)
- I did this with more than one person. How many people did you do this with? (4)

\_\_\_\_\_

Display This Question:

If *SESP\_C, 1 Is Displayed*

**SESP\_D** On how many different days did you either have oral, anal, or vaginal sex or try to have sex with someone without their consent since you enrolled at SDSU?

\_\_\_\_\_

Display This Question:

If SESP\_1 [ 1 ] (Count) != 5  
Or SESP\_2 [ 1 ] (Count) != 5  
Or SESP\_3 [ 1 ] (Count) != 5  
Or SESP\_4 [ 1 ] (Count) != 5  
Or SESP\_5 [ 1 ] (Count) != 5

**SESP\_E Think about the situations that have happened to you that involved the experiences you marked on the last screens. Now think about the MOST SEVERE SITUATION and answer the following questions.**

**The other person was a:**

- Man (1)
  - Woman (2)
  - Other (3)
- 

Display This Question:

If SESP\_E , 1 Is Displayed

**SESP\_F What was your relationship to the other person?**

- Stranger (1)
  - Acquaintance (4)
  - Friend (5)
  - Romantic partner (6)
  - Former romantic partner (7)
  - Relative/family (8)
  - An SDSU professor, lecturer or staff member (9)
- 

Display This Question:

If SESP\_E , 1 Is Displayed

**SESP\_G Was the other person a student at SDSU?**

- Yes (1)
  - No (2)
-

Display This Question:

If *SESP\_E* , 1 Is Displayed

**SESF\_H Did this happen on campus?**

- Yes (5)
- No (6)

Display This Question:

If *SESP\_E* , 1 Is Displayed

**SESP\_I Had the other person been using alcohol or drugs just prior to the incident?**

- They had been using alcohol. (1)
- They had been using drugs. (4)
- They had been using both alcohol and drugs. (5)
- They had not been using either alcohol or drugs. (6)
- I don't know. (7)

Display This Question:

If *SESP\_E* , 1 Is Displayed

**SESP\_J Had you been using alcohol or drugs just prior to the incident?**

- I had been using alcohol. (1)
- I had been using drugs. (4)
- I had been using both alcohol and drugs. (5)
- I had not been using either alcohol or drugs. (6)

Display This Question:

If *SESP\_E* , 1 Is Displayed

**SESP\_K How do you label this behavior?**

---

---

---

End of Block: SES - Perpetration - Follow-up

Start of Block: EXP



**EXP1 Have you ever been raped?**

- Yes (1)
- No (2)

**EXP2 Since becoming a student at SDSU, have you been a victim of any sexual assault?**

- Yes (1)
- No (2)

*Display This Question:*

*If EXP2 = 1*

**EXP2\_A Did you tell anyone about the sexual assault?**

- Yes (1)
- No (2)

*Display This Question:*

*If EXP2\_A = 1*

**EXP2\_B Who did you tell?**

---

---

---

*Display This Question:*

*If EXP2 = 1*

**EXP2\_C Did you report the incident to any SDSU staff, faculty, or other SDSU representative?**

- Yes (1)
- No (2)

*Display This Question:*

*If EXP2\_C = 2*

**EXP2\_C1 Why did you choose not to report the incident?**

---

---

---

*Display This Question:*

*If EXP2\_C = 1*

**EXP2\_C2 To whom did you report the incident? (Please select all that apply)**

- University police (1)
  - Title IX coordinator or deputy coordinator (2)
  - Victim advocate (3)
  - Residential education (dorm) staff (4)
  - Counseling and Psychological Services representative/counselor (5)
  - Student Health (6)
  - Faculty (7)
  - Other SDSU representative (8)
- 

*Display This Question:*

*If EXP2\_C = 1*

**EXP2\_D Did you feel that this person(s) handled your report effectively?**

- Yes (1)
  - No (2)
- 

*Display This Question:*

*If EXP2\_D = 2*

**EXP2\_E How do you think this person(s) could have handled your report more effectively?**

---

---

---

*Display This Question:*

*If EXP2\_C = 1*

**EXP2\_D1 Did the SDSU representative provide you with information about support services?**

- Yes (1)
  - No (2)
-

Display This Question:

If EXP2\_C = 1

**EXP2\_D2 Did the SDSU representative provide you with information about reporting options?**

- Yes (1)
- No (2)

---

Display This Question:

If EXP2\_C = 1

**EXP2\_D3 Please rate your overall experience disclosing (reporting) to a SDSU representative.**

- Very negative (1)
- Somewhat negative (2)
- Neutral (3)
- Somewhat positive (4)
- Very positive (5)

---

Display This Question:

If EXP2\_C = 1

**EXP2\_D4 Please provide any additional information about the disclosing (reporting) experience that you would like to share.**

---

---

---

End of Block: EXP

---

Start of Block: Policy (P)

**P1 The following items and questions refer to SDSU policies and definitions surrounding sexual violence. Please answer them honestly and to the best of your knowledge.**

At SDSU, sexual acts are considered non-consensual if a person:

	True (1)	False (2)	I don't know (3)
is incapacitated from alcohol or drugs. (P1_1)	<input type="radio"/>	<input type="radio"/>	<input type="radio"/>
is under the age of 18. (P1_2)	<input type="radio"/>	<input type="radio"/>	<input type="radio"/>
has a mental or developmental disorder that renders them incapable of giving consent. (P1_3)	<input type="radio"/>	<input type="radio"/>	<input type="radio"/>
revokes consent at any point. (P1_4)	<input type="radio"/>	<input type="radio"/>	<input type="radio"/>

P2 At SDSU, a sexual act is not considered rape if:

	True (1)	False (2)	I don't know (3)
no penetration occurs. (P2_1)	<input type="radio"/>	<input type="radio"/>	<input type="radio"/>
no violence or threat of violence occurs. (P2_2)	<input type="radio"/>	<input type="radio"/>	<input type="radio"/>
the people involved are in a romantic relationship. (P2_3)	<input type="radio"/>	<input type="radio"/>	<input type="radio"/>
the accuser initially gave consent prior to revoking it. (P2_4)	<input type="radio"/>	<input type="radio"/>	<input type="radio"/>

**P3 At SDSU, acquaintance rape (a form of sexual violence committed by an individual known to the victim) is the most common form of rape.**

- True (1)
- False (2)
- I don't know (3)

**P4 At SDSU, a person can give consent when they are:**

	True (1)	False (2)	I don't know (3)
under the age of 18. (1)	<input type="radio"/>	<input type="radio"/>	<input type="radio"/>
informed and conscious. (2)	<input type="radio"/>	<input type="radio"/>	<input type="radio"/>
incapacitated, but coming in and out of consciousness. (3)	<input type="radio"/>	<input type="radio"/>	<input type="radio"/>
being threatened or coerced. (4)	<input type="radio"/>	<input type="radio"/>	<input type="radio"/>

**P5 The absence of saying “no” qualifies as consent to have sex.**

- True (1)
- False (2)
- I don't know (3)

**P6 If an SDSU student reports a sexual assault, he or she will be required to participate in an informal resolution in which the accused must meet with the accuser.**

- True (1)
- False (2)
- I don't know (3)

**P7 If an SDSU student was a victim of sexual assault, where could he or she go to report the sexual assault?**

---

---

---

**P8 If you were a victim of sexual assault, where, if anywhere, would you go to report the sexual assault?**

---

---

---

End of Block: Policy (P)

-----START OF RANDOMIZED SECTION -----

---

Start of Block: Short Form Stalking Measure (SFS)

**SFS1 Since you began attending SDSU, have you ever experienced being persistently followed, and/or harassed, and/or pursued by someone in an unwanted way on or around SDSU's campus?**

- Yes (1)
- No (2)

---

*Display This Question:*

*If SFS1 = 1*

**SFS2 What was sex of this person?**

- Male (1)
- Female (2)

---

*Display This Question:*

*If SFS1 = 1*

**SFS3 Did this unwanted pursuit occur in a manner that you personally felt was threatening, or placed you in fear of your safety, or the safety of your family, friends, pets, or property?**

- Yes (1)
- No (2)

---

*Display This Question:*

*If SFS1 = 1*

**SFS4 During this time of unwanted pursuit or harassment, did this person ever threaten you verbally or through their actions, or make you fear for your safety or the safety of those you care about?**

- Yes (1)
  - No (2)
-

Display This Question:

If SFS1 = 1

**SFS5 During this time of unwanted pursuit or harassment, did this person ever physically assault you (e.g., slap, kick, hit, strangle, restrain, etc.)?**

- Yes (1)
- No (2)

Display This Question:

If SFS1 = 1

**SFS6 Taking the entire duration of the unwanted pursuit or harassment into consideration, did it occur in a manner that you would consider a form of stalking - that is, do you believe that you were "stalked"?**

- Yes (1)
- No (2)

End of Block: Short Form Stalking Measure (SFS)

Start of Block: Dating Violence Prevalence

**DVW\_1 Answer the next questions about any hook-up, boyfriend, girlfriend, husband, or wife you have had, including exes, regardless of the length of the relationship, since you enrolled at San Diego State University.**

	Never (1)	Once or twice (2)	Sometimes (3)	Often (4)	Many times (5)
Not including horseplay or joking around, the person threatened to hurt me and I thought I might really get hurt. (1)	<input type="radio"/>	<input type="radio"/>	<input type="radio"/>	<input type="radio"/>	<input type="radio"/>
Not including horseplay or joking around, the person pushed, grabbed, or shook me. (4)	<input type="radio"/>	<input type="radio"/>	<input type="radio"/>	<input type="radio"/>	<input type="radio"/>
Not including horseplay or joking around, the person hit me. (5)	<input type="radio"/>	<input type="radio"/>	<input type="radio"/>	<input type="radio"/>	<input type="radio"/>
Not including horseplay or joking around, the person beat me up. (6)	<input type="radio"/>	<input type="radio"/>	<input type="radio"/>	<input type="radio"/>	<input type="radio"/>
Not including horseplay or joking around, the person stole or destroyed my property. (7)	<input type="radio"/>	<input type="radio"/>	<input type="radio"/>	<input type="radio"/>	<input type="radio"/>
Not including horseplay or joking around, the person can scare me without laying a hand on me. (8)	<input type="radio"/>	<input type="radio"/>	<input type="radio"/>	<input type="radio"/>	<input type="radio"/>

**DVW\_2 Think about the situations that have happened to you that involved the experiences you marked on the last screen. Now think about the ONE SITUATION that had the greatest effect on you and answer the following questions.**

**The other person was a:**

- Man (1)
  - Woman (2)
  - Other (3)
- 

**DVW\_3 What was your relationship to the other person?**

- Stranger (1)
  - Acquaintance (4)
  - Friend (5)
  - Romantic partner (6)
  - Former romantic partner (7)
  - An SDSU professor, lecturer or staff member (8)
- 

**DVW\_4 Was the other person a student at SDSU?**

- Yes (4)
  - No (5)
- 

**DVW\_5 Did this happen on campus?**

- Yes (4)
  - No (5)
- 

**DVW\_6 Had the other person been using alcohol or drugs just prior to the incident?**

- They had been using alcohol. (1)
- They had been using drugs. (4)
- They had been using both alcohol and drugs. (5)
- They had not been using either alcohol or drugs. (6)
- I don't know. (7)



---

**DVV\_7 Had you been using alcohol or drugs just prior to the incident?**

- I had been using alcohol. (1)
  - I had been using drugs. (4)
  - I had been using both alcohol and drugs. (5)
  - I had not been using either alcohol or drugs. (6)
- 

**DVP\_1 Answer the next questions about any hook-up, boyfriend, girlfriend, husband, or wife you have had, including exes, regardless of the length of the relationship, since you enrolled at San Diego State University.**

	Never (1)	Once or twice (2)	Sometimes (3)	Often (4)	Many times (5)
Not including horseplay or joking around, I threatened to hurt the person and I meant it. (1)	<input type="radio"/>	<input type="radio"/>	<input type="radio"/>	<input type="radio"/>	<input type="radio"/>
Not including horseplay or joking around, I pushed, grabbed, or shook the person. (4)	<input type="radio"/>	<input type="radio"/>	<input type="radio"/>	<input type="radio"/>	<input type="radio"/>
Not including horseplay or joking around, I hit the person. (5)	<input type="radio"/>	<input type="radio"/>	<input type="radio"/>	<input type="radio"/>	<input type="radio"/>
Not including horseplay or joking around, I beat up the person. (6)	<input type="radio"/>	<input type="radio"/>	<input type="radio"/>	<input type="radio"/>	<input type="radio"/>
Not including horseplay or joking around, I stole or destroyed the person's property. (7)	<input type="radio"/>	<input type="radio"/>	<input type="radio"/>	<input type="radio"/>	<input type="radio"/>
Not including horseplay or joking around, I can scare this person without laying a hand on them. (8)	<input type="radio"/>	<input type="radio"/>	<input type="radio"/>	<input type="radio"/>	<input type="radio"/>

*Skip To: End of Block If DVP\_1 = 1*

---

**DVP\_2 Think about the situations that have happened to you that involved the behaviors you marked on the last screen. Now think about the MOST SEVERE SITUATION and answer the following questions.**

The other person was a:

- Man (1)
  - Woman (2)
  - Other (3)
-

**DVP\_3 What was your relationship to the other person?**

- Stranger (1)
  - Acquaintance (4)
  - Friend (5)
  - Romantic partner (6)
  - Former romantic partner (7)
  - An SDSU professor, lecturer or staff member (8)
- 

**DVP\_4 Was the other person a student at SDSU?**

- Yes (1)
  - No (2)
  - I don't know (3)
- 

**DVP\_5 Did this happen on campus?**

- Yes (1)
  - No (3)
- 

**DVP\_6 Had the other person been using alcohol or drugs just prior to the incident?**

- They had been using alcohol. (1)
  - They had been using drugs. (4)
  - They had been using both alcohol and drugs. (5)
  - They had not been using either alcohol or drugs. (6)
  - I don't know. (7)
- 

**DVP\_7 Had you been using alcohol or drugs just prior to the incident?**

- I had been using alcohol. (1)
- I had been using drugs. (4)
- I had been using both alcohol and drugs. (5)
- I had not been using either alcohol or drugs. (6)

End of Block: Dating Violence Prevalence

---

Start of Block: Fear of Rape (FOR)

**FOR1 How fearful are you of being raped:**

	Not at all (0)	A little (1)	Somewhat (2)	Very (3)	Extremely (4)
On or around campus by a stranger? (1)	<input type="radio"/>	<input type="radio"/>	<input type="radio"/>	<input type="radio"/>	<input type="radio"/>
Anywhere by a stranger? (2)	<input type="radio"/>	<input type="radio"/>	<input type="radio"/>	<input type="radio"/>	<input type="radio"/>
By someone you know from campus? (3)	<input type="radio"/>	<input type="radio"/>	<input type="radio"/>	<input type="radio"/>	<input type="radio"/>
By anyone you know? (4)	<input type="radio"/>	<input type="radio"/>	<input type="radio"/>	<input type="radio"/>	<input type="radio"/>

---

**FOR2 How fearful would you feel of being raped:**

	Not at all (0)	A little (1)	Somewhat (2)	Very (3)	Extremely (4)
By a stranger if you had to walk across campus alone at night? (1)	<input type="radio"/>	<input type="radio"/>	<input type="radio"/>	<input type="radio"/>	<input type="radio"/>
If you were out alone somewhere at night with a student you just met? (2)	<input type="radio"/>	<input type="radio"/>	<input type="radio"/>	<input type="radio"/>	<input type="radio"/>

---

**FOR3 How fearful are you of being raped:**

	Not at all (0)	A little (1)	Somewhat (2)	Very (3)	Extremely (4)
On or around campus by a group of two or more persons? (1)	<input type="radio"/>	<input type="radio"/>	<input type="radio"/>	<input type="radio"/>	<input type="radio"/>
Anywhere by a group of two or more persons? (2)	<input type="radio"/>	<input type="radio"/>	<input type="radio"/>	<input type="radio"/>	<input type="radio"/>

End of Block: Fear of Rape (FOR)

-----END OF RANDOMIZED SECTION -----

---

Start of Block: EMAIL

EMAIL If you would like to be entered into a raffle to win a \$100 gift card to the SDSU bookstore, please enter an email address where we can contact you if you win.

\_\_\_\_\_

End of Block: EMAIL

# APPENDIX C. CROSSTABULATIONS BY GENDER

Campus Policies, Procedures, and Resources .....	2
Rape Myths Acceptance .....	17
Peer Social Support.....	36
Readiness to Help .....	48
Fear of Rape.....	60
Bystander Intervention.....	68
Sexual Harassment by Faculty Member, Instructor, or Staff Member .....	75
Sexual Harassment by Other Students .....	91
Sexual Assault (Self Defined) .....	103
SES (Any Sexual Assault).....	106
Stalking and Unwanted Pursuit .....	109

## Campus Policies, Procedures, and Resources

**P1\_1 The following items and questions refer to SDSU policies and definitions surrounding sexual violence. Please answer them honestly and to the best of your knowledge.**

**At SDSU, sexual acts are considered non-consensual if a person: - is incapacitated from alcohol or drugs. \* D11 What is your gender identity? - Selected Choice**

### Crosstab

			D11 What is your gender identity? - Selected Choice			Total
			1 Male	2 Female	3 Other (Please Specify)	
P1_1 The following items and questions refer to SDSU policies and definitions surrounding sexual violence. Please answer them honestly and to the best of your knowledge.	1 Yes	Count	846	2026	21	2893
		% within D11 What is your gender identity? - Selected Choice	91.6%	93.5%	91.3%	92.9%
At SDSU, sexual acts are considered non-consensual if a person: - is incapacitated from alcohol or drugs.	2 No	Count	31	71	1	103
		% within D11 What is your gender identity? - Selected Choice	3.4%	3.3%	4.3%	3.3%
	3 I don't know	Count	47	70	1	118
		% within D11 What is your gender identity? - Selected Choice	5.1%	3.2%	4.3%	3.8%
Total		Count	924	2167	23	3114
		% within D11 What is your gender identity? - Selected Choice	100.0%	100.0%	100.0%	100.0%

### Chi-Square Tests

	Value	df	Asymptotic Significance (2-sided)
Pearson Chi-Square	6.265 <sup>a</sup>	4	0.180
Likelihood Ratio	5.952	4	0.203
Linear-by-Linear Association	4.821	1	0.028
N of Valid Cases	3114		

a. 2 cells (22.2%) have expected count less than 5. The minimum expected count is .76.

**P1\_2 The following items and questions refer to SDSU policies and definitions surrounding sexual violence.**

**At SDSU, sexual acts are considered non-consensual if a person: - is under the age of 18.**

**\* D11 What is your gender identity? - Selected Choice**

**Crosstab**

			D11 What is your gender identity? - Selected Choice			Total
			1 Male	2 Female	3 Other (Please Specify)	
P1_2 The following items and questions refer to SDSU policies and definitions surrounding sexual violence. Please answer them honestly and to the best of your knowledge.	1 Yes	Count	778	1781	21	2580
		% within D11 What is your gender identity? - Selected Choice	84.3%	82.3%	91.3%	83.0%
At SDSU, sexual acts are considered non-consensual if a person: - is under the age of 18.	2 No	Count	61	155	1	217
		% within D11 What is your gender identity? - Selected Choice	6.6%	7.2%	4.3%	7.0%
	3 I don't know	Count	84	228	1	313
		% within D11 What is your gender identity? - Selected Choice	9.1%	10.5%	4.3%	10.1%
Total		Count	923	2164	23	3110
		% within D11 What is your gender identity? - Selected Choice	100.0%	100.0%	100.0%	100.0%

**Chi-Square Tests**

	Value	df	Asymptotic Significance (2-sided)
Pearson Chi-Square	3.094 <sup>a</sup>	4	0.542
Likelihood Ratio	3.350	4	0.501
Linear-by-Linear Association	1.179	1	0.278
N of Valid Cases	3110		

a. 2 cells (22.2%) have expected count less than 5. The minimum expected count is 1.60.

**P1\_3 The following items and questions refer to SDSU policies and definitions surrounding sexual violence. Please answer them honestly and to the best of your knowledge.**

**At SDSU, sexual acts are considered non-consensual if a person: - has a mental or developmental disorder that renders them incapable of giving consent. \* D11 What is your gender identity? -**

**Crosstab**

			D11 What is your gender identity? - Selected Choice			Total
			1 Male	2 Female	3 Other (Please Specify)	
P1_3 The following items and questions refer to SDSU policies and definitions surrounding sexual violence. Please answer them honestly and to the best of your knowledge.	1 Yes	Count	839	1998	20	2857
		% within D11 What is your gender identity? - Selected Choice	90.8%	92.2%	87.0%	91.7%
At SDSU, sexual acts are considered non-consensual if a person: - has a mental or developmental disorder that renders them incapable of giving consent.	2 No	Count	25	72	1	98
		% within D11 What is your gender identity? - Selected Choice	2.7%	3.3%	4.3%	3.1%
	3 I don't know	Count	60	97	2	159
		% within D11 What is your gender identity? - Selected Choice	6.5%	4.5%	8.7%	5.1%
Total		Count	924	2167	23	3114
		% within D11 What is your gender identity? - Selected Choice	100.0%	100.0%	100.0%	100.0%

**Chi-Square Tests**

	Value	df	Asymptotic Significance (2-sided)
Pearson Chi-Square	6.834 <sup>a</sup>	4	0.145
Likelihood Ratio	6.542	4	0.162
Linear-by-Linear Association	2.578	1	0.108
N of Valid Cases	3114		

a. 2 cells (22.2%) have expected count less than 5. The minimum expected count is .72.

**P1\_4** The following items and questions refer to SDSU policies and definitions surrounding sexual violence. Please answer them honestly and to the best of your knowledge.

At SDSU, sexual acts are considered non-consensual if a person: - revokes consent at any point.

\* **D11** What is your gender identity? - Selected Choice

**Crosstab**

			D11 What is your gender identity? - Selected Choice			Total
			1 Male	2 Female	3 Other (Please Specify)	
P1_4 The following items and questions refer to SDSU policies and definitions surrounding sexual violence. Please answer them honestly and to the best of your knowledge.	1 Yes	Count	835	2039	22	2896
		% within D11 What is your gender identity? - Selected Choice	90.4%	94.1%	95.7%	93.0%
At SDSU, sexual acts are considered non-consensual if a person: - revokes consent at any point.	2 No	Count	30	58	1	89
		% within D11 What is your gender identity? - Selected Choice	3.2%	2.7%	4.3%	2.9%
	3 I don't know	Count	59	70	0	129
		% within D11 What is your gender identity? - Selected Choice	6.4%	3.2%	0.0%	4.1%
Total		Count	924	2167	23	3114
		% within D11 What is your gender identity? - Selected Choice	100.0%	100.0%	100.0%	100.0%

**Chi-Square Tests**

	Value	df	Asymptotic Significance (2-sided)
Pearson Chi-Square	18.426 <sup>a</sup>	4	0.001
Likelihood Ratio	18.097	4	0.001
Linear-by-Linear Association	17.392	1	0.000
N of Valid Cases	3114		

a. 2 cells (22.2%) have expected count less than 5. The minimum expected count is .66.



**P2\_1 At SDSU, a sexual act is not considered rape if: - no penetration occurs. \* D11 What is your gender identity? - Selected Choice**

**Crosstab**

			D11 What is your gender identity? - Selected Choice			Total
			1 Male	2 Female	3 Other (Please Specify)	
P2_1 At SDSU, a sexual act is not considered rape if: - no penetration occurs.	1 Yes	Count	84	216	1	301
		% within D11 What is your gender identity? - Selected Choice	9.1%	10.0%	4.3%	9.7%
	2 No	Count	711	1629	20	2360
		% within D11 What is your gender identity? - Selected Choice	77.0%	75.2%	87.0%	75.8%
	3 I don't know	Count	128	321	2	451
		% within D11 What is your gender identity? - Selected Choice	13.9%	14.8%	8.7%	14.5%
Total	Count	923	2166	23	3112	
	% within D11 What is your gender identity? - Selected Choice	100.0%	100.0%	100.0%	100.0%	

**Chi-Square Tests**

	Value	df	Asymptotic Significance (2-sided)
Pearson Chi-Square	2.791 <sup>a</sup>	4	0.593
Likelihood Ratio	3.046	4	0.550
Linear-by-Linear Association	0.001	1	0.976
N of Valid Cases	3112		

a. 2 cells (22.2%) have expected count less than 5. The minimum expected count is 2.22.

**P2\_2 At SDSU, a sexual act is not considered rape if: - no violence or threat of violence occurs. \* D11 What is your gender identity? - Selected Choice**

**Crosstab**

			D11 What is your gender identity? - Selected Choice			
			1 Male	2 Female	3 Other (Please Specify)	Total
P2_2 At SDSU, a sexual act is not considered rape if: - no violence or threat of violence occurs.	1 Yes	Count	59	116	2	177
		% within D11 What is your gender identity? - Selected Choice	6.4%	5.4%	8.7%	5.7%
	2 No	Count	777	1901	18	2696
		% within D11 What is your gender identity? - Selected Choice	84.2%	87.8%	78.3%	86.7%
	3 I don't know	Count	87	147	3	237
		% within D11 What is your gender identity? - Selected Choice	9.4%	6.8%	13.0%	7.6%
Total	Count	923	2164	23	3110	
	% within D11 What is your gender identity? - Selected Choice	100.0%	100.0%	100.0%	100.0%	

**Chi-Square Tests**

	Value	df	Asymptotic Significance (2-sided)
Pearson Chi-Square	9.549 <sup>a</sup>	4	0.049
Likelihood Ratio	9.125	4	0.058
Linear-by-Linear Association	1.020	1	0.312
N of Valid Cases	3110		

a. 2 cells (22.2%) have expected count less than 5. The minimum expected count is 1.31.

**P2\_3 At SDSU, a sexual act is not considered rape if: - the people involved are in a romantic relationship. \* D11 What is your gender identity? - Selected Choice**

**Crosstab**

			D11 What is your gender identity? - Selected Choice			
			1 Male	2 Female	3 Other (Please Specify)	Total
P2_3 At SDSU, a sexual act is not considered rape if: - the people involved are in a romantic relationship.	1 Yes	Count	57	76	1	134
		% within D11 What is your gender identity? - Selected Choice	6.2%	3.5%	4.3%	4.3%
	2 No	Count	794	1989	22	2805
		% within D11 What is your gender identity? - Selected Choice	86.0%	91.8%	95.7%	90.1%
	3 I don't know	Count	72	101	0	173
		% within D11 What is your gender identity? - Selected Choice	7.8%	4.7%	0.0%	5.6%
Total	Count	923	2166	23	3112	
	% within D11 What is your gender identity? - Selected Choice	100.0%	100.0%	100.0%	100.0%	

**Chi-Square Tests**

	Value	df	Asymptotic Significance (2-sided)
Pearson Chi-Square	25.936 <sup>a</sup>	4	0.000
Likelihood Ratio	25.802	4	0.000
Linear-by-Linear Association	0.330	1	0.566
N of Valid Cases	3112		

a. 2 cells (22.2%) have expected count less than 5. The minimum expected count is .99.

**P2\_4 At SDSU, a sexual act is not considered rape if: - the accuser initially gave consent prior to revoking it. \* D11 What is your gender identity? - Selected Choice**

**Crosstab**

			D11 What is your gender identity? - Selected Choice			
			1 Male	2 Female	3 Other (Please Specify)	Total
P2_4 At SDSU, a sexual act is not considered rape if: - the accuser initially gave consent prior to revoking it.	1 Yes	Count	45	72	1	118
		% within D11 What is your gender identity? - Selected Choice	4.9%	3.3%	4.3%	3.8%
	2 No	Count	779	1963	21	2763
		% within D11 What is your gender identity? - Selected Choice	84.4%	90.6%	91.3%	88.8%
	3 I don't know	Count	99	131	1	231
		% within D11 What is your gender identity? - Selected Choice	10.7%	6.0%	4.3%	7.4%
Total		Count	923	2166	23	3112
		% within D11 What is your gender identity? - Selected Choice	100.0%	100.0%	100.0%	100.0%

**Chi-Square Tests**

	Value	df	Asymptotic Significance (2-sided)
Pearson Chi-Square	26.346 <sup>a</sup>	4	0.000
Likelihood Ratio	24.960	4	0.000
Linear-by-Linear Association	5.979	1	0.014
N of Valid Cases	3112		

a. 2 cells (22.2%) have expected count less than 5. The minimum expected count is .87.

**P3 At SDSU, acquaintance rape (a form of sexual violence committed by an individual known to the victim) is the most common form of rape. \* D11 What is your gender identity? - Selected Choice**

			D11 What is your gender identity? - Selected Choice			
			1 Male	2 Female	3 Other (Please Specify)	Total
P3 At SDSU, acquaintance rape (a form of sexual violence committed by an individual known to the victim) is the most common form of rape.	1 True	Count	615	1696	19	2330
		% within D11 What is your gender identity? - Selected Choice	66.6%	78.3%	82.6%	74.8%
	2 False	Count	13	33	1	47
		% within D11 What is your gender identity? - Selected Choice	1.4%	1.5%	4.3%	1.5%
	3 I don't know	Count	296	438	3	737
		% within D11 What is your gender identity? - Selected Choice	32.0%	20.2%	13.0%	23.7%
Total	Count	924	2167	23	3114	
	% within D11 What is your gender identity? - Selected Choice	100.0%	100.0%	100.0%	100.0%	

**Chi-Square Tests**

	Value	df	Asymptotic Significance (2-sided)
Pearson Chi-Square	52.707 <sup>a</sup>	4	0.000
Likelihood Ratio	50.602	4	0.000
Linear-by-Linear Association	50.226	1	0.000
N of Valid Cases	3114		

a. 1 cells (11.1%) have expected count less than 5. The minimum expected count is .35.

**P4\_1 At SDSU, a person can give consent when they are: - under the age of 18. \* D11 What is your gender identity? - Selected Choice**

**Crosstab**

			D11 What is your gender identity? - Selected Choice			
			1 Male	2 Female	3 Other (Please Specify)	Total
P4_1 At SDSU, a person can give consent when they are: - under the age of 18.	1 True	Count	74	286	0	360
		% within D11 What is your gender identity? - Selected Choice	8.0%	13.2%	0.0%	11.6%
	2 False	Count	726	1544	22	2292
		% within D11 What is your gender identity? - Selected Choice	78.7%	71.4%	95.7%	73.7%
	3 I don't know	Count	123	332	1	456
		% within D11 What is your gender identity? - Selected Choice	13.3%	15.4%	4.3%	14.7%
Total	Count	923	2162	23	3108	
	% within D11 What is your gender identity? - Selected Choice	100.0%	100.0%	100.0%	100.0%	

**Chi-Square Tests**

	Value	df	Asymptotic Significance (2-sided)
Pearson Chi-Square	27.457 <sup>a</sup>	4	0.000
Likelihood Ratio	31.628	4	0.000
Linear-by-Linear Association	2.275	1	0.131
N of Valid Cases	3108		

a. 2 cells (22.2%) have expected count less than 5. The minimum expected count is 2.66.

**P4\_2 At SDSU, a person can give consent when they are: - informed and conscious. \* D11 What is your gender identity? - Selected Choice**

**Crosstab**

			D11 What is your gender identity? - Selected Choice			Total
			1 Male	2 Female	3 Other (Please Specify)	
P4_2 At SDSU, a person can give consent when they are: - informed and conscious.	1 True	Count	809	1966	22	2797
		% within D11 What is your gender identity? - Selected Choice	87.6%	90.9%	95.7%	89.9%
	2 False	Count	74	154	1	229
		% within D11 What is your gender identity? - Selected Choice	8.0%	7.1%	4.3%	7.4%
	3 I don't know	Count	40	44	0	84
		% within D11 What is your gender identity? - Selected Choice	4.3%	2.0%	0.0%	2.7%
	Total	Count	923	2164	23	3110
		% within D11 What is your gender identity? - Selected Choice	100.0%	100.0%	100.0%	100.0%

**Chi-Square Tests**

	Value	df	Asymptotic Significance (2-sided)
Pearson Chi-Square	15.124 <sup>a</sup>	4	0.004
Likelihood Ratio	14.695	4	0.005
Linear-by-Linear Association	12.808	1	0.000
N of Valid Cases	3110		

a. 2 cells (22.2%) have expected count less than 5. The minimum expected count is .62.

**P4\_3 At SDSU, a person can give consent when they are: - incapacitated, but coming in and out of consciousness. \*  
D11 What is your gender identity? - Selected Choice**

**Crosstab**

			D11 What is your gender identity? - Selected Choice			
			1 Male	2 Female	3 Other (Please Specify)	Total
P4_3 At SDSU, a person can give consent when they are: - incapacitated, but coming in and out of consciousness.	1 True	Count	19	47	1	67
		% within D11 What is your gender identity? - Selected Choice	2.1%	2.2%	4.3%	2.2%
	2 False	Count	854	2046	22	2922
		% within D11 What is your gender identity? - Selected Choice	92.5%	94.6%	95.7%	94.0%
	3 I don't know	Count	50	69	0	119
		% within D11 What is your gender identity? - Selected Choice	5.4%	3.2%	0.0%	3.8%
Total	Count	923	2162	23	3108	
	% within D11 What is your gender identity? - Selected Choice	100.0%	100.0%	100.0%	100.0%	

**Chi-Square Tests**

	Value	df	Asymptotic Significance (2-sided)
Pearson Chi-Square	10.125 <sup>a</sup>	4	0.038
Likelihood Ratio	10.328	4	0.035
Linear-by-Linear Association	7.029	1	0.008
N of Valid Cases	3108		

a. 2 cells (22.2%) have expected count less than 5. The minimum expected count is .50.



**P4\_4 At SDSU, a person can give consent when they are: - being threatened or coerced. \* D11 What is your gender identity? - Selected Choice**

**Crosstab**

			D11 What is your gender identity? - Selected Choice			Total
			1 Male	2 Female	3 Other (Please Specify)	
P4_4 At SDSU, a person can give consent when they are: - being threatened or coerced.	1 True	Count	18	43	0	61
		% within D11 What is your gender identity? - Selected Choice	2.0%	2.0%	0.0%	2.0%
	2 False	Count	858	2061	23	2942
		% within D11 What is your gender identity? - Selected Choice	93.0%	95.4%	100.0%	94.7%
	3 I don't know	Count	47	56	0	103
		% within D11 What is your gender identity? - Selected Choice	5.1%	2.6%	0.0%	3.3%
Total	Count	923	2160	23	3106	
	% within D11 What is your gender identity? - Selected Choice	100.0%	100.0%	100.0%	100.0%	

**Chi-Square Tests**

	Value	df	Asymptotic Significance (2-sided)
Pearson Chi-Square	13.893 <sup>a</sup>	4	0.008
Likelihood Ratio	14.140	4	0.007
Linear-by-Linear Association	7.854	1	0.005
N of Valid Cases	3106		

a. 2 cells (22.2%) have expected count less than 5. The minimum expected count is .45.

**P5 The absence of saying “no” qualifies as consent to have sex. \* D11 What is your gender identity? - Selected Choice**

**Crosstab**

			D11 What is your gender identity? - Selected Choice			
			1 Male	2 Female	3 Other (Please Specify)	Total
P5 The absence of saying “no” qualifies as consent to have sex.	1 True	Count	13	46	0	59
		% within D11 What is your gender identity? - Selected Choice	1.4%	2.1%	0.0%	1.9%
	2 False	Count	843	2025	23	2891
		% within D11 What is your gender identity? - Selected Choice	91.5%	93.6%	100.0%	93.0%
	3 I don't know	Count	65	93	0	158
		% within D11 What is your gender identity? - Selected Choice	7.1%	4.3%	0.0%	5.1%
Total	Count	921	2164	23	3108	
	% within D11 What is your gender identity? - Selected Choice	100.0%	100.0%	100.0%	100.0%	

**Chi-Square Tests**

	Value	df	Asymptotic Significance (2-sided)
Pearson Chi-Square	13.446 <sup>a</sup>	4	0.009
Likelihood Ratio	14.519	4	0.006
Linear-by-Linear Association	11.618	1	0.001
N of Valid Cases	3108		

a. 2 cells (22.2%) have expected count less than 5. The minimum expected count is .44.

**P6 If an SDSU student reports a sexual assault, he or she will be required to participate in an informal resolution in which the accused must meet with the accuser. D11 What is your gender identity? - Selected Choice**

**Crosstab**

			D11 What is your gender identity? - Selected Choice			Total
			1 Male	2 Female	3 Other (Please Specify)	
P6 If an SDSU student reports a sexual assault, he or she will be required to participate in an informal resolution in which the accused must meet with the accuser.	1 True	Count	55	101	3	159
		% within D11 What is your gender identity? - Selected Choice	6.0%	4.7%	13.0%	5.1%
	2 False	Count	439	1166	9	1614
		% within D11 What is your gender identity? - Selected Choice	47.7%	53.9%	39.1%	52.0%
	3 I don't know	Count	426	895	11	1332
		% within D11 What is your gender identity? - Selected Choice	46.3%	41.4%	47.8%	42.9%
Total	Count	920	2162	23	3105	
	% within D11 What is your gender identity? - Selected Choice	100.0%	100.0%	100.0%	100.0%	

**Chi-Square Tests**

	Value	df	Asymptotic Significance (2-sided)
Pearson Chi-Square	14.277 <sup>a</sup>	4	0.006
Likelihood Ratio	13.468	4	0.009
Linear-by-Linear Association	2.523	1	0.112
N of Valid Cases	3105		

a. 1 cells (11.1%) have expected count less than 5. The minimum expected count is 1.18.

## Rape Myths Acceptance

IRMA\_IRMA\_1 Please rate your answers using the scale below: - If a girl is raped while she is drunk, she is at least somewhat responsible for letting things get out of hand. \* D11 What is your gender identity? - Selected Choice

		D11 What is your gender identity? - Selected Choice			Total
		1 Male	2 Female	3 Other (Please Specify)	
1 Strongly agree	Count	11	4	0	15
	% within D11 What is your gender identity? - Selected Choice	3.0%	0.5%	0.0%	1.2%
2 Agree	Count	30	27	0	57
	% within D11 What is your gender identity? - Selected Choice	8.1%	3.1%	0.0%	4.5%
3 Neither agree nor disagree	Count	43	41	1	85
	% within D11 What is your gender identity? - Selected Choice	11.6%	4.6%	10.0%	6.7%
4 Disagree	Count	81	131	1	213
	% within D11 What is your gender identity? - Selected Choice	21.8%	14.8%	10.0%	16.8%
5 Strongly disagree	Count	206	681	8	895
	% within D11 What is your gender identity? - Selected Choice	55.5%	77.0%	80.0%	70.8%
Total	Count	371	884	10	1265
	% within D11 What is your gender identity? - Selected Choice	100.0%	100.0%	100.0%	100.0%

### Chi-Square Tests

	Value	df	Asymptotic Significance (2-sided)
Pearson Chi-Square	73.257 <sup>a</sup>	8	0.000
Likelihood Ratio	69.452	8	0.000
Linear-by-Linear Association	68.004	1	0.000
N of Valid Cases	1265		

a. 5 cells (33.3%) have expected count less than 5. The minimum expected count is .12.

**IRMA\_IRMA\_2 Please rate your answers using the scale below: - When girls go to parties wearing slutty clothes, they are asking for trouble. \* D11 What is your gender identity? - Selected Choice**

		D11 What is your gender identity? - Selected Choice			
		1 Male	2 Female	3 Other (Please Specify)	Total
1 Strongly agree	Count	9	5	1	15
	% within D11 What is your gender identity? - Selected Choice	2.4%	0.6%	10.0%	1.2%
2 Agree	Count	29	25	0	54
	% within D11 What is your gender identity? - Selected Choice	7.8%	2.8%	0.0%	4.3%
3 Neither agree nor disagree	Count	59	51	0	110
	% within D11 What is your gender identity? - Selected Choice	15.9%	5.8%	0.0%	8.7%
4 Disagree	Count	97	109	3	209
	% within D11 What is your gender identity? - Selected Choice	26.1%	12.3%	30.0%	16.5%
5 Strongly disagree	Count	177	694	6	877
	% within D11 What is your gender identity? - Selected Choice	47.7%	78.5%	60.0%	69.3%
Total	Count	371	884	10	1265
	% within D11 What is your gender identity? - Selected Choice	100.0%	100.0%	100.0%	100.0%

**Chi-Square Tests**

	Value	df	Asymptotic Significance (2-sided)
Pearson Chi-Square	128.811 <sup>a</sup>	8	0.000
Likelihood Ratio	121.009	8	0.000
Linear-by-Linear Association	92.207	1	0.000
N of Valid Cases	1265		

a. 5 cells (33.3%) have expected count less than 5. The minimum expected count is .12.

**IRMA\_IRMA\_3 Please rate your answers using the scale below: - If a girl goes to a room alone with a guy at a party, it is her own fault if she gets raped. \* D11 What is your gender identity? - Selected Choice**

		D11 What is your gender identity? - Selected Choice			
		1 Male	2 Female	3 Other (Please Specify)	Total
1 Strongly agree	Count	6	3	0	9
	% within D11 What is your gender identity? - Selected Choice	1.6%	0.3%	0.0%	0.7%
2 Agree	Count	10	13	0	23
	% within D11 What is your gender identity? - Selected Choice	2.7%	1.5%	0.0%	1.8%
3 Neither agree nor disagree	Count	40	42	1	83
	% within D11 What is your gender identity? - Selected Choice	10.8%	4.8%	10.0%	6.6%
4 Disagree	Count	85	105	2	192
	% within D11 What is your gender identity? - Selected Choice	23.0%	11.9%	20.0%	15.2%
5 Strongly disagree	Count	228	719	7	954
	% within D11 What is your gender identity? - Selected Choice	61.8%	81.5%	70.0%	75.7%
Total	Count	369	882	10	1261
	% within D11 What is your gender identity? - Selected Choice	100.0%	100.0%	100.0%	100.0%

**Chi-Square Tests**

	Value	df	Asymptotic Significance (2-sided)
Pearson Chi-Square	57.992 <sup>a</sup>	8	0.000
Likelihood Ratio	55.134	8	0.000
Linear-by-Linear Association	44.681	1	0.000
N of Valid Cases	1261		

a. 5 cells (33.3%) have expected count less than 5. The minimum expected count is .07.

**IRMA\_IRMA\_4 Please rate your answers using the scale below: - If a girl acts like a slut, eventually she is going to get into trouble. \* D11 What is your gender identity? - Selected Choice**

		D11 What is your gender identity? - Selected Choice			
		1 Male	2 Female	3 Other (Please Specify)	Total
1 Strongly agree	Count	14	14	0	28
	% within D11 What is your gender identity? - Selected Choice	3.8%	1.6%	0.0%	2.2%
2 Agree	Count	68	70	0	138
	% within D11 What is your gender identity? - Selected Choice	18.3%	7.9%	0.0%	10.9%
3 Neither agree nor disagree	Count	93	99	0	192
	% within D11 What is your gender identity? - Selected Choice	25.1%	11.2%	0.0%	15.2%
4 Disagree	Count	74	156	3	233
	% within D11 What is your gender identity? - Selected Choice	19.9%	17.7%	30.0%	18.4%
5 Strongly disagree	Count	122	544	7	673
	% within D11 What is your gender identity? - Selected Choice	32.9%	61.6%	70.0%	53.2%
Total	Count	371	883	10	1264
	% within D11 What is your gender identity? - Selected Choice	100.0%	100.0%	100.0%	100.0%

**Chi-Square Tests**

	Value	df	Asymptotic Significance (2-sided)
Pearson Chi-Square	109.886 <sup>a</sup>	8	0.000
Likelihood Ratio	110.602	8	0.000
Linear-by-Linear Association	99.573	1	0.000
N of Valid Cases	1264		

a. 4 cells (26.7%) have expected count less than 5. The minimum expected count is .22.

**IRMA\_IRMA\_5 Please rate your answers using the scale below: - When guys rape, it is usually because of their strong desire for sex. \* D11 What is your gender identity? - Selected Choice**

		D11 What is your gender identity? - Selected Choice			
		1 Male	2 Female	3 Other (Please Specify)	Total
1 Strongly agree	Count	16	33	0	49
	% within D11 What is your gender identity? - Selected Choice	4.3%	3.7%	0.0%	3.9%
2 Agree	Count	74	138	0	212
	% within D11 What is your gender identity? - Selected Choice	20.0%	15.6%	0.0%	16.8%
3 Neither agree nor disagree	Count	100	201	0	301
	% within D11 What is your gender identity? - Selected Choice	27.0%	22.8%	0.0%	23.9%
4 Disagree	Count	63	150	3	216
	% within D11 What is your gender identity? - Selected Choice	17.0%	17.0%	30.0%	17.1%
5 Strongly disagree	Count	117	360	7	484
	% within D11 What is your gender identity? - Selected Choice	31.6%	40.8%	70.0%	38.4%
Total	Count	370	882	10	1262
	% within D11 What is your gender identity? - Selected Choice	100.0%	100.0%	100.0%	100.0%

**Chi-Square Tests**

	Value	df	Asymptotic Significance (2-sided)
Pearson Chi-Square	18.977 <sup>a</sup>	8	0.015
Likelihood Ratio	22.805	8	0.004
Linear-by-Linear Association	13.197	1	0.000
N of Valid Cases	1262		

a. 5 cells (33.3%) have expected count less than 5. The minimum expected count is .39.



**IRMA\_IRMA\_6 Please rate your answers using the scale below: - Guys don't usually intend to force sex on a girl, but sometimes they get too sexually carried away. \* D11 What is your gender identity? - Selected Choice**

		D11 What is your gender identity? - Selected Choice			
		1 Male	2 Female	3 Other (Please Specify)	Total
1 Strongly agree	Count	15	7	0	22
	% within D11 What is your gender identity? - Selected Choice	4.0%	0.8%	0.0%	1.7%
2 Agree	Count	65	122	1	188
	% within D11 What is your gender identity? - Selected Choice	17.5%	13.8%	10.0%	14.9%
3 Neither agree nor disagree	Count	106	190	2	298
	% within D11 What is your gender identity? - Selected Choice	28.6%	21.5%	20.0%	23.6%
4 Disagree	Count	86	179	1	266
	% within D11 What is your gender identity? - Selected Choice	23.2%	20.3%	10.0%	21.0%
5 Strongly disagree	Count	99	385	6	490
	% within D11 What is your gender identity? - Selected Choice	26.7%	43.6%	60.0%	38.8%
Total	Count	371	883	10	1264
	% within D11 What is your gender identity? - Selected Choice	100.0%	100.0%	100.0%	100.0%

**Chi-Square Tests**

	Value	df	Asymptotic Significance (2-sided)
Pearson Chi-Square	46.263 <sup>a</sup>	8	0.000
Likelihood Ratio	45.720	8	0.000
Linear-by-Linear Association	34.125	1	0.000
N of Valid Cases	1264		

a. 5 cells (33.3%) have expected count less than 5. The minimum expected count is .17.

**IRMA\_IRMA\_7 Please rate your answers using the scale below: - Rape happens when a guy's sex drive goes out of control. \* D11 What is your gender identity? - Selected Choice**

		D11 What is your gender identity? - Selected Choice			
		1 Male	2 Female	3 Other (Please Specify)	Total
1 Strongly agree	Count	12	19	0	31
	% within D11 What is your gender identity? - Selected Choice	3.2%	2.2%	0.0%	2.5%
2 Agree	Count	34	82	0	116
	% within D11 What is your gender identity? - Selected Choice	9.2%	9.3%	0.0%	9.2%
3 Neither agree nor disagree	Count	103	188	1	292
	% within D11 What is your gender identity? - Selected Choice	27.8%	21.3%	10.0%	23.2%
4 Disagree	Count	83	161	3	247
	% within D11 What is your gender identity? - Selected Choice	22.4%	18.3%	30.0%	19.6%
5 Strongly disagree	Count	138	431	6	575
	% within D11 What is your gender identity? - Selected Choice	37.3%	48.9%	60.0%	45.6%
Total	Count	370	881	10	1261
	% within D11 What is your gender identity? - Selected Choice	100.0%	100.0%	100.0%	100.0%

**Chi-Square Tests**

	Value	df	Asymptotic Significance (2-sided)
Pearson Chi-Square	18.973 <sup>a</sup>	8	0.015
Likelihood Ratio	20.245	8	0.009
Linear-by-Linear Association	10.864	1	0.001
N of Valid Cases	1261		

a. 5 cells (33.3%) have expected count less than 5. The minimum expected count is .25.

**IRMA\_IRMA\_8 Please rate your answers using the scale below: - If a guy is drunk, he might rape someone unintentionally. \* D11 What is your gender identity? - Selected Choice**

		D11 What is your gender identity? - Selected Choice			Total
		1 Male	2 Female	3 Other (Please Specify)	
1 Strongly agree	Count	6	10	0	16
	% within D11 What is your gender identity? - Selected Choice	1.6%	1.1%	0.0%	1.3%
2 Agree	Count	74	133	0	207
	% within D11 What is your gender identity? - Selected Choice	19.9%	15.0%	0.0%	16.4%
3 Neither agree nor disagree	Count	75	201	1	277
	% within D11 What is your gender identity? - Selected Choice	20.2%	22.7%	10.0%	21.9%
4 Disagree	Count	91	220	2	313
	% within D11 What is your gender identity? - Selected Choice	24.5%	24.9%	20.0%	24.7%
5 Strongly disagree	Count	125	320	7	452
	% within D11 What is your gender identity? - Selected Choice	33.7%	36.2%	70.0%	35.7%
Total	Count	371	884	10	1265
	% within D11 What is your gender identity? - Selected Choice	100.0%	100.0%	100.0%	100.0%

**Chi-Square Tests**

	Value	df	Asymptotic Significance (2-sided)
Pearson Chi-Square	11.389 <sup>a</sup>	8	0.181
Likelihood Ratio	12.424	8	0.133
Linear-by-Linear Association	4.469	1	0.035
N of Valid Cases	1265		

a. 6 cells (40.0%) have expected count less than 5. The minimum expected count is .13.

**IRMA\_IRMA\_9 Please rate your answers using the scale below: - It shouldn't be considered rape if a guy is drunk and didn't realize what he was doing. \* D11 What is your gender identity? - Selected Choice**

		D11 What is your gender identity? - Selected Choice			
		1 Male	2 Female	3 Other (Please Specify)	Total
1 Strongly agree	Count	5	7	0	12
	% within D11 What is your gender identity? - Selected Choice	1.3%	0.8%	0.0%	0.9%
2 Agree	Count	14	10	0	24
	% within D11 What is your gender identity? - Selected Choice	3.8%	1.1%	0.0%	1.9%
3 Neither agree nor disagree	Count	57	80	2	139
	% within D11 What is your gender identity? - Selected Choice	15.4%	9.0%	20.0%	11.0%
4 Disagree	Count	91	182	1	274
	% within D11 What is your gender identity? - Selected Choice	24.5%	20.6%	10.0%	21.7%
5 Strongly disagree	Count	204	605	7	816
	% within D11 What is your gender identity? - Selected Choice	55.0%	68.4%	70.0%	64.5%
Total	Count	371	884	10	1265
	% within D11 What is your gender identity? - Selected Choice	100.0%	100.0%	100.0%	100.0%

**Chi-Square Tests**

	Value	df	Asymptotic Significance (2-sided)
Pearson Chi-Square	30.866 <sup>a</sup>	8	0.000
Likelihood Ratio	29.677	8	0.000
Linear-by-Linear Association	25.455	1	0.000
N of Valid Cases	1265		

a. 5 cells (33.3%) have expected count less than 5. The minimum expected count is .09.

**IRMA\_IRMA\_10 Please rate your answers using the scale below: - If both people are drunk, it can't be rape. \* D11  
What is your gender identity? - Selected Choice**

		D11 What is your gender identity? - Selected Choice			
		1 Male	2 Female	3 Other (Please Specify)	Total
1 Strongly agree	Count	11	9	0	20
	% within D11 What is your gender identity? - Selected Choice	3.0%	1.0%	0.0%	1.6%
2 Agree	Count	23	23	0	46
	% within D11 What is your gender identity? - Selected Choice	6.2%	2.6%	0.0%	3.6%
3 Neither agree nor disagree	Count	84	100	1	185
	% within D11 What is your gender identity? - Selected Choice	22.6%	11.3%	10.0%	14.6%
4 Disagree	Count	89	186	2	277
	% within D11 What is your gender identity? - Selected Choice	24.0%	21.1%	20.0%	21.9%
5 Strongly disagree	Count	164	565	7	736
	% within D11 What is your gender identity? - Selected Choice	44.2%	64.0%	70.0%	58.2%
Total	Count	371	883	10	1264
	% within D11 What is your gender identity? - Selected Choice	100.0%	100.0%	100.0%	100.0%

**Chi-Square Tests**

	Value	df	Asymptotic Significance (2-sided)
Pearson Chi-Square	57.891 <sup>a</sup>	8	0.000
Likelihood Ratio	56.050	8	0.000
Linear-by-Linear Association	55.486	1	0.000
N of Valid Cases	1264		

a. 4 cells (26.7%) have expected count less than 5. The minimum expected count is .16.

**IRMA\_IRMA\_11 Please rate your answers using the scale below: - If a girl doesn't physically resist sex - even if protesting verbally- it can't be considered rape. \* D11 What is your gender identity? - Selected Choice**

		D11 What is your gender identity? - Selected Choice			
		1 Male	2 Female	3 Other (Please Specify)	Total
1 Strongly agree	Count	7	10	0	17
	% within D11 What is your gender identity? - Selected Choice	1.9%	1.1%	0.0%	1.3%
2 Agree	Count	11	13	0	24
	% within D11 What is your gender identity? - Selected Choice	3.0%	1.5%	0.0%	1.9%
3 Neither agree nor disagree	Count	39	41	0	80
	% within D11 What is your gender identity? - Selected Choice	10.5%	4.6%	0.0%	6.3%
4 Disagree	Count	71	104	1	176
	% within D11 What is your gender identity? - Selected Choice	19.1%	11.8%	10.0%	13.9%
5 Strongly disagree	Count	243	715	9	967
	% within D11 What is your gender identity? - Selected Choice	65.5%	81.0%	90.0%	76.5%
Total	Count	371	883	10	1264
	% within D11 What is your gender identity? - Selected Choice	100.0%	100.0%	100.0%	100.0%

**Chi-Square Tests**

	Value	df	Asymptotic Significance (2-sided)
Pearson Chi-Square	38.043 <sup>a</sup>	8	0.000
Likelihood Ratio	37.015	8	0.000
Linear-by-Linear Association	30.140	1	0.000
N of Valid Cases	1264		

a. 5 cells (33.3%) have expected count less than 5. The minimum expected count is .13.

**IRMA\_IRMA\_12 Please rate your answers using the scale below: - If a girl doesn't physically fight back, you can't really say it was rape. \* D11 What is your gender identity? - Selected Choice**

		D11 What is your gender identity? - Selected Choice			Total
		1 Male	2 Female	3 Other (Please Specify)	
1 Strongly agree	Count	5	4	0	9
	% within D11 What is your gender identity? - Selected Choice	1.3%	0.5%	0.0%	0.7%
2 Agree	Count	6	10	0	16
	% within D11 What is your gender identity? - Selected Choice	1.6%	1.1%	0.0%	1.3%
3 Neither agree nor disagree	Count	28	23	0	51
	% within D11 What is your gender identity? - Selected Choice	7.5%	2.6%	0.0%	4.0%
4 Disagree	Count	83	96	1	180
	% within D11 What is your gender identity? - Selected Choice	22.4%	10.9%	10.0%	14.3%
5 Strongly disagree	Count	249	749	9	1007
	% within D11 What is your gender identity? - Selected Choice	67.1%	84.9%	90.0%	79.7%
Total	Count	371	882	10	1263
	% within D11 What is your gender identity? - Selected Choice	100.0%	100.0%	100.0%	100.0%

**Chi-Square Tests**

	Value	df	Asymptotic Significance (2-sided)
Pearson Chi-Square	54.624 <sup>a</sup>	8	0.000
Likelihood Ratio	51.642	8	0.000
Linear-by-Linear Association	40.905	1	0.000
N of Valid Cases	1263		

a. 6 cells (40.0%) have expected count less than 5. The minimum expected count is .07.

**IRMA\_IRMA\_13 Please rate your answers using the scale below: - If the accused "rapist" doesn't have a weapon, you really can't call it rape. \* D11 What is your gender identity? - Selected Choice**

		D11 What is your gender identity? - Selected Choice			
		1 Male	2 Female	3 Other (Please Specify)	Total
1 Strongly agree	Count	4	3	0	7
	% within D11 What is your gender identity? - Selected Choice	1.1%	0.3%	0.0%	0.6%
2 Agree	Count	6	1	0	7
	% within D11 What is your gender identity? - Selected Choice	1.6%	0.1%	0.0%	0.6%
3 Neither agree nor disagree	Count	19	16	0	35
	% within D11 What is your gender identity? - Selected Choice	5.1%	1.8%	0.0%	2.8%
4 Disagree	Count	60	60	1	121
	% within D11 What is your gender identity? - Selected Choice	16.2%	6.8%	10.0%	9.6%
5 Strongly disagree	Count	282	803	9	1094
	% within D11 What is your gender identity? - Selected Choice	76.0%	90.9%	90.0%	86.6%
Total	Count	371	883	10	1264
	% within D11 What is your gender identity? - Selected Choice	100.0%	100.0%	100.0%	100.0%

**Chi-Square Tests**

	Value	df	Asymptotic Significance (2-sided)
Pearson Chi-Square	54.706 <sup>a</sup>	8	0.000
Likelihood Ratio	50.682	8	0.000
Linear-by-Linear Association	45.407	1	0.000
N of Valid Cases	1264		

a. 8 cells (53.3%) have expected count less than 5. The minimum expected count is .06.



**IRMA\_IRMA\_14 Please rate your answers using the scale below: - If a girl doesn't say "no", she can't claim rape. \* D11  
What is your gender identity? - Selected Choice**

		D11 What is your gender identity? - Selected Choice			
		1 Male	2 Female	3 Other (Please Specify)	Total
1 Strongly agree	Count	11	3	1	15
	% within D11 What is your gender identity? - Selected Choice	3.0%	0.3%	10.0%	1.2%
2 Agree	Count	31	29	0	60
	% within D11 What is your gender identity? - Selected Choice	8.4%	3.3%	0.0%	4.8%
3 Neither agree nor disagree	Count	55	75	0	130
	% within D11 What is your gender identity? - Selected Choice	14.9%	8.5%	0.0%	10.3%
4 Disagree	Count	90	154	1	245
	% within D11 What is your gender identity? - Selected Choice	24.3%	17.5%	10.0%	19.4%
5 Strongly disagree	Count	183	621	8	812
	% within D11 What is your gender identity? - Selected Choice	49.5%	70.4%	80.0%	64.3%
Total	Count	370	882	10	1262
	% within D11 What is your gender identity? - Selected Choice	100.0%	100.0%	100.0%	100.0%

**Chi-Square Tests**

	Value	df	Asymptotic Significance (2-sided)
Pearson Chi-Square	72.697 <sup>a</sup>	8	0.000
Likelihood Ratio	67.935	8	0.000
Linear-by-Linear Association	58.736	1	0.000
N of Valid Cases	1262		

a. 5 cells (33.3%) have expected count less than 5. The minimum expected count is .12.

**IRMA\_IRMA\_15 Please rate your answers using the scale below: - A lot of times, girls who say they were raped agreed to have sex then regretted it. \* D11 What is your gender identity? - Selected Choice**

		D11 What is your gender identity? - Selected Choice			Total
		1 Male	2 Female	3 Other (Please Specify)	
1 Strongly agree	Count	12	10	0	22
	% within D11 What is your gender identity? - Selected Choice	3.3%	1.1%	0.0%	1.7%
2 Agree	Count	52	56	0	108
	% within D11 What is your gender identity? - Selected Choice	14.1%	6.3%	0.0%	8.6%
3 Neither agree nor disagree	Count	125	204	2	331
	% within D11 What is your gender identity? - Selected Choice	33.9%	23.1%	20.0%	26.2%
4 Disagree	Count	101	244	0	345
	% within D11 What is your gender identity? - Selected Choice	27.4%	27.7%	0.0%	27.4%
5 Strongly disagree	Count	79	368	8	455
	% within D11 What is your gender identity? - Selected Choice	21.4%	41.7%	80.0%	36.1%
Total	Count	369	882	10	1261
	% within D11 What is your gender identity? - Selected Choice	100.0%	100.0%	100.0%	100.0%

**Chi-Square Tests**

	Value	df	Asymptotic Significance (2-sided)
Pearson Chi-Square	75.444 <sup>a</sup>	8	0.000
Likelihood Ratio	78.320	8	0.000
Linear-by-Linear Association	70.470	1	0.000
N of Valid Cases	1261		

a. 5 cells (33.3%) have expected count less than 5. The minimum expected count is .17.

**IRMA\_IRMA\_16 Please rate your answers using the scale below: - Rape accusations are often used as a way of getting back at guys. \* D11 What is your gender identity? - Selected Choice**

		D11 What is your gender identity? - Selected Choice			
		1 Male	2 Female	3 Other (Please Specify)	Total
1 Strongly agree	Count	14	5	0	19
	% within D11 What is your gender identity? - Selected Choice	3.8%	0.6%	0.0%	1.5%
2 Agree	Count	52	41	1	94
	% within D11 What is your gender identity? - Selected Choice	14.1%	4.6%	10.0%	7.5%
3 Neither agree nor disagree	Count	116	155	1	272
	% within D11 What is your gender identity? - Selected Choice	31.5%	17.6%	10.0%	21.6%
4 Disagree	Count	97	215	1	313
	% within D11 What is your gender identity? - Selected Choice	26.4%	24.4%	10.0%	24.8%
5 Strongly disagree	Count	89	466	7	562
	% within D11 What is your gender identity? - Selected Choice	24.2%	52.8%	70.0%	44.6%
Total	Count	368	882	10	1260
	% within D11 What is your gender identity? - Selected Choice	100.0%	100.0%	100.0%	100.0%

**Chi-Square Tests**

	Value	df	Asymptotic Significance (2-sided)
Pearson Chi-Square	124.154 <sup>a</sup>	8	0.000
Likelihood Ratio	123.636	8	0.000
Linear-by-Linear Association	118.990	1	0.000
N of Valid Cases	1260		

a. 5 cells (33.3%) have expected count less than 5. The minimum expected count is .15.

**IRMA\_IRMA\_17 Please rate your answers using the scale below: - A lot of times, girls who say they were raped often led the guy on and then had regrets. \* D11 What is your gender identity? - Selected Choice**

		D11 What is your gender identity? - Selected Choice			
		1 Male	2 Female	3 Other (Please Specify)	Total
1 Strongly agree	Count	14	4	0	18
	% within D11 What is your gender identity? - Selected Choice	3.8%	0.5%	0.0%	1.4%
2 Agree	Count	31	36	0	67
	% within D11 What is your gender identity? - Selected Choice	8.4%	4.1%	0.0%	5.3%
3 Neither agree nor disagree	Count	120	148	2	270
	% within D11 What is your gender identity? - Selected Choice	32.6%	16.8%	20.0%	21.4%
4 Disagree	Count	89	193	0	282
	% within D11 What is your gender identity? - Selected Choice	24.2%	21.9%	0.0%	22.4%
5 Strongly disagree	Count	114	501	8	623
	% within D11 What is your gender identity? - Selected Choice	31.0%	56.8%	80.0%	49.4%
Total	Count	368	882	10	1260
	% within D11 What is your gender identity? - Selected Choice	100.0%	100.0%	100.0%	100.0%

**Chi-Square Tests**

	Value	df	Asymptotic Significance (2-sided)
Pearson Chi-Square	100.463 <sup>a</sup>	8	0.000
Likelihood Ratio	101.036	8	0.000
Linear-by-Linear Association	92.898	1	0.000
N of Valid Cases	1260		

a. 5 cells (33.3%) have expected count less than 5. The minimum expected count is .14.

**IRMA\_IRMA\_18 Please rate your answers using the scale below: - A lot of times, girls who claim they were raped have emotional problems. \* D11 What is your gender identity? - Selected Choice**

		D11 What is your gender identity? - Selected Choice			
		1 Male	2 Female	3 Other (Please Specify)	Total
1 Strongly agree	Count	19	20	0	39
	% within D11 What is your gender identity? - Selected Choice	5.2%	2.3%	0.0%	3.1%
2 Agree	Count	39	40	1	80
	% within D11 What is your gender identity? - Selected Choice	10.6%	4.5%	10.0%	6.4%
3 Neither agree nor disagree	Count	101	149	4	254
	% within D11 What is your gender identity? - Selected Choice	27.4%	16.9%	40.0%	20.2%
4 Disagree	Count	85	163	0	248
	% within D11 What is your gender identity? - Selected Choice	23.1%	18.5%	0.0%	19.7%
5 Strongly disagree	Count	124	508	5	637
	% within D11 What is your gender identity? - Selected Choice	33.7%	57.7%	50.0%	50.6%
Total	Count	368	880	10	1258
	% within D11 What is your gender identity? - Selected Choice	100.0%	100.0%	100.0%	100.0%

**Chi-Square Tests**

	Value	df	Asymptotic Significance (2-sided)
Pearson Chi-Square	72.966 <sup>a</sup>	8	0.000
Likelihood Ratio	74.510	8	0.000
Linear-by-Linear Association	58.412	1	0.000
N of Valid Cases	1258		

a. 4 cells (26.7%) have expected count less than 5. The minimum expected count is .31.

**IRMA\_IRMA\_19 Please rate your answers using the scale below: - Girls who are caught cheating on their boyfriends sometimes claim it was rape. \* D11 What is your gender identity? - Selected Choice**

		D11 What is your gender identity? - Selected Choice			
		1 Male	2 Female	3 Other (Please Specify)	Total
1 Strongly agree	Count	13	8	0	21
	% within D11 What is your gender identity? - Selected Choice	3.5%	0.9%	0.0%	1.7%
2 Agree	Count	71	65	0	136
	% within D11 What is your gender identity? - Selected Choice	19.3%	7.4%	0.0%	10.8%
3 Neither agree nor disagree	Count	138	221	2	361
	% within D11 What is your gender identity? - Selected Choice	37.6%	25.1%	20.0%	28.7%
4 Disagree	Count	65	160	1	226
	% within D11 What is your gender identity? - Selected Choice	17.7%	18.1%	10.0%	18.0%
5 Strongly disagree	Count	80	428	7	515
	% within D11 What is your gender identity? - Selected Choice	21.8%	48.5%	70.0%	40.9%
Total	Count	367	882	10	1259
	% within D11 What is your gender identity? - Selected Choice	100.0%	100.0%	100.0%	100.0%

**Chi-Square Tests**

	Value	df	Asymptotic Significance (2-sided)
Pearson Chi-Square	108.676 <sup>a</sup>	8	0.000
Likelihood Ratio	110.154	8	0.000
Linear-by-Linear Association	106.983	1	0.000
N of Valid Cases	1259		

a. 5 cells (33.3%) have expected count less than 5. The minimum expected count is .17.

## Peer Social Support

**PSS\_1\_1 To what extent would your friends approve of: - Having many sexual partners. \* D11 What is your gender identity? - Selected Choice**

		D11 What is your gender identity? - Selected Choice			Total
		1 Male	2 Female	3 Other (Please Specify)	
1 Strongly disapprove	Count	50	108	1	159
	% within D11 What is your gender identity? - Selected Choice	14.3%	11.3%	14.3%	12.1%
2 Disapprove	Count	48	167	1	216
	% within D11 What is your gender identity? - Selected Choice	13.8%	17.4%	14.3%	16.4%
3 Neutral	Count	135	402	1	538
	% within D11 What is your gender identity? - Selected Choice	38.7%	42.0%	14.3%	40.9%
4 Approve	Count	96	243	3	342
	% within D11 What is your gender identity? - Selected Choice	27.5%	25.4%	42.9%	26.0%
5 Strongly approve	Count	20	38	1	59
	% within D11 What is your gender identity? - Selected Choice	5.7%	4.0%	14.3%	4.5%
Total	Count	349	958	7	1314
	% within D11 What is your gender identity? - Selected Choice	100.0%	100.0%	100.0%	100.0%

### Chi-Square Tests

	Value	df	Asymptotic Significance (2-sided)
Pearson Chi-Square	10.511 <sup>a</sup>	8	0.231
Likelihood Ratio	10.185	8	0.252
Linear-by-Linear Association	0.095	1	0.757
N of Valid Cases	1314		

a. 5 cells (33.3%) have expected count less than 5. The minimum expected count is .31.

**PSS\_1\_11 To what extent would your friends approve of: - Telling stories about sexual experiences. \* D11 What is your gender identity? - Selected Choice**

		D11 What is your gender identity? - Selected Choice			
		1 Male	2 Female	3 Other (Please Specify)	Total
1 Strongly disapprove	Count	27	47	0	74
	% within D11 What is your gender identity? - Selected Choice	7.7%	4.9%	0.0%	5.6%
2 Disapprove	Count	37	56	1	94
	% within D11 What is your gender identity? - Selected Choice	10.6%	5.9%	14.3%	7.2%
3 Neutral	Count	143	252	2	397
	% within D11 What is your gender identity? - Selected Choice	41.0%	26.4%	28.6%	30.3%
4 Approve	Count	114	451	3	568
	% within D11 What is your gender identity? - Selected Choice	32.7%	47.2%	42.9%	43.3%
5 Strongly approve	Count	28	150	1	179
	% within D11 What is your gender identity? - Selected Choice	8.0%	15.7%	14.3%	13.6%
Total	Count	349	956	7	1312
	% within D11 What is your gender identity? - Selected Choice	100.0%	100.0%	100.0%	100.0%

**Chi-Square Tests**

	Value	df	Asymptotic Significance (2-sided)
Pearson Chi-Square	54.038 <sup>a</sup>	8	0.000
Likelihood Ratio	54.405	8	0.000
Linear-by-Linear Association	39.793	1	0.000
N of Valid Cases	1312		

a. 5 cells (33.3%) have expected count less than 5. The minimum expected count is .39.



**PSS\_1\_12 Getting someone drunk or high to have sex with them. \* D11 What is your gender identity? - Selected Choice**

		D11 What is your gender identity? - Selected Choice			
		1 Male	2 Female	3 Other (Please Specify)	Total
1 Strongly disapprove	Count	236	729	7	972
	% within D11 What is your gender identity? - Selected Choice	68.0%	76.3%	100.0%	74.2%
2 Disapprove	Count	77	165	0	242
	% within D11 What is your gender identity? - Selected Choice	22.2%	17.3%	0.0%	18.5%
3 Neutral	Count	23	47	0	70
	% within D11 What is your gender identity? - Selected Choice	6.6%	4.9%	0.0%	5.3%
4 Approve	Count	9	13	0	22
	% within D11 What is your gender identity? - Selected Choice	2.6%	1.4%	0.0%	1.7%
5 Strongly approve	Count	2	2	0	4
	% within D11 What is your gender identity? - Selected Choice	0.6%	0.2%	0.0%	0.3%
Total	Count	347	956	7	1310
	% within D11 What is your gender identity? - Selected Choice	100.0%	100.0%	100.0%	100.0%

**Chi-Square Tests**

	Value	df	Asymptotic Significance (2-sided)
Pearson Chi-Square	12.958 <sup>a</sup>	8	0.113
Likelihood Ratio	14.194	8	0.077
Linear-by-Linear Association	11.221	1	0.001
N of Valid Cases	1310		

a. 6 cells (40.0%) have expected count less than 5. The minimum expected count is .02.

**PSS\_1\_13 To what extent would your friends approve of: - Lying to someone in order to have sex with them. \* D11 What is your gender identity? - Selected Choice**

			D11 What is your gender identity? - Selected Choice			
			1 Male	2 Female	3 Other (Please Specify)	Total
PSS_1_13 The following items refer to your friends' attitudes. When the word "date" is used, please think of anyone with whom you have a romantic or sexual relationship—short term or long term. To what extent would your friends approve of: - Lying to someone in order to have sex with them.	1 Strongly disapprove	Count	216	761	6	983
		% within D11 What is your gender identity? - Selected Choice	61.9%	79.7%	85.7%	75.0%
	2 Disapprove	Count	89	158	0	247
		% within D11 What is your gender identity? - Selected Choice	25.5%	16.5%	0.0%	18.8%
	3 Neutral	Count	35	31	1	67
		% within D11 What is your gender identity? - Selected Choice	10.0%	3.2%	14.3%	5.1%
	4 Approve	Count	7	2	0	9
		% within D11 What is your gender identity? - Selected Choice	2.0%	0.2%	0.0%	0.7%
	5 Strongly approve	Count	2	3	0	5
		% within D11 What is your gender identity? - Selected Choice	0.6%	0.3%	0.0%	0.4%
Total	Count	349	955	7	1311	
	% within D11 What is your gender identity? - Selected Choice	100.0%	100.0%	100.0%	100.0%	

**Chi-Square Tests**

	Value	df	Asymptotic Significance (2-sided)
Pearson Chi-Square	59.817 <sup>a</sup>	8	0.000
Likelihood Ratio	55.998	8	0.000
Linear-by-Linear Association	50.613	1	0.000
N of Valid Cases	1311		

a. 7 cells (46.7%) have expected count less than 5. The minimum expected count is .03.

**PSS\_1\_14 - Forcing someone to have sex. \* D11 What is your gender identity? - Selected Choice**

			D11 What is your gender identity? - Selected Choice			
			1 Male	2 Female	3 Other (Please Specify)	Total
PSS_1_14 The following items refer to your friends' attitudes. When the word "date" is used, please think of anyone with whom you have a romantic or sexual relationship—short term or long term. To what extent would your friends approve of: - Forcing someone to have sex.	1 Strongly disapprove	Count	325	920	7	1252
		% within D11 What is your gender identity? - Selected Choice	93.1%	96.2%	100.0%	95.4%
	2 Disapprove	Count	14	22	0	36
		% within D11 What is your gender identity? - Selected Choice	4.0%	2.3%	0.0%	2.7%
	3 Neutral	Count	7	11	0	18
		% within D11 What is your gender identity? - Selected Choice	2.0%	1.2%	0.0%	1.4%
	4 Approve	Count	1	1	0	2
		% within D11 What is your gender identity? - Selected Choice	0.3%	0.1%	0.0%	0.2%
	5 Strongly approve	Count	2	2	0	4
		% within D11 What is your gender identity? - Selected Choice	0.6%	0.2%	0.0%	0.3%
Total		Count	349	956	7	1312
		% within D11 What is your gender identity? - Selected Choice	100.0%	100.0%	100.0%	100.0%

**Chi-Square Tests**

	Value	df	Asymptotic Significance (2-sided)
Pearson Chi-Square	6.350 <sup>a</sup>	8	0.608
Likelihood Ratio	6.142	8	0.631
Linear-by-Linear Association	5.634	1	0.018
N of Valid Cases	1312		

a. 9 cells (60.0%) have expected count less than 5. The minimum expected count is .01.

**PSS\_1\_15 Using physical force, such as hitting or beating, to resolve conflicts with dates. \* D11 What is your gender identity? - Selected Choice**

		D11 What is your gender identity? - Selected Choice			Total	
		1 Male	2 Female	3 Other (Please Specify)		
PSS_1_15 The following items refer to your friends' attitudes. When the word "date" is used, please think of anyone with whom you have a romantic or sexual relationship—short term or long term. To what extent would your friends approve of: - Using physical force, such as hitting or beating, to resolve conflicts with dates.	1 Strongly disapprove	Count	327	921	7	1255
		% within D11 What is your gender identity? - Selected Choice	93.7%	96.3%	100.0%	95.7%
	2 Disapprove	Count	11	22	0	33
		% within D11 What is your gender identity? - Selected Choice	3.2%	2.3%	0.0%	2.5%
	3 Neutral	Count	8	10	0	18
		% within D11 What is your gender identity? - Selected Choice	2.3%	1.0%	0.0%	1.4%
	4 Approve	Count	1	1	0	2
		% within D11 What is your gender identity? - Selected Choice	0.3%	0.1%	0.0%	0.2%
	5 Strongly approve	Count	2	2	0	4
		% within D11 What is your gender identity? - Selected Choice	0.6%	0.2%	0.0%	0.3%
Total	Count	349	956	7	1312	
	% within D11 What is your gender identity? - Selected Choice	100.0%	100.0%	100.0%	100.0%	

**Chi-Square Tests**

	Value	df	Asymptotic Significance (2-sided)
Pearson Chi-Square	5.801 <sup>a</sup>	8	0.669
Likelihood Ratio	5.568	8	0.696
Linear-by-Linear Association	5.544	1	0.019
N of Valid Cases	1312		

a. 9 cells (60.0%) have expected count less than 5. The minimum expected count is .01.

**PSS\_1\_16 Insulting or swearing at dates. \* D11 What is your gender identity? - Selected Choice**

		D11 What is your gender identity? - Selected Choice				
			1 Male	2 Female	3 Other (Please Specify)	Total
PSS_1_16 The following items refer to your friends' attitudes. When the word "date" is used, please think of anyone with whom you have a romantic or sexual relationship—short term or long term. To what extent would your friends approve of: - Insulting or swearing at dates.	1 Strongly disapprove	Count	227	683	6	916
		% within D11 What is your gender identity? - Selected Choice	65.0%	71.6%	85.7%	69.9%
	2 Disapprove	Count	86	199	0	285
		% within D11 What is your gender identity? - Selected Choice	24.6%	20.9%	0.0%	21.8%
	3 Neutral	Count	30	59	1	90
		% within D11 What is your gender identity? - Selected Choice	8.6%	6.2%	14.3%	6.9%
	4 Approve	Count	3	9	0	12
		% within D11 What is your gender identity? - Selected Choice	0.9%	0.9%	0.0%	0.9%
	5 Strongly approve	Count	3	4	0	7
		% within D11 What is your gender identity? - Selected Choice	0.9%	0.4%	0.0%	0.5%
	Total	Count	349	954	7	1310
		% within D11 What is your gender identity? - Selected Choice	100.0%	100.0%	100.0%	100.0%

**Chi-Square Tests**

	Value	df	Asymptotic Significance (2-sided)
Pearson Chi-Square	8.805 <sup>a</sup>	8	0.359
Likelihood Ratio	10.074	8	0.260
Linear-by-Linear Association	5.450	1	0.020
N of Valid Cases	1310		

a. 7 cells (46.7%) have expected count less than 5. The minimum expected count is .04.

**PSS\_2\_1 My friends tell me that: - It is alright for someone to hit a date in certain situations. \* D11 What is your gender identity? - Selected Choice**

		D11 What is your gender identity? - Selected Choice			Total	
		1 Male	2 Female	3 Other (Please Specify)		
PSS_2_1 My friends tell me that: - It is alright for someone to hit a date in certain situations.	8 Strongly disagree	Count	297	847	7	1151
		% within D11 What is your gender identity? - Selected Choice	85.3%	88.7%	100.0%	87.9%
	9 Disagree	Count	27	59	0	86
		% within D11 What is your gender identity? - Selected Choice	7.8%	6.2%	0.0%	6.6%
	10 Neutral	Count	15	32	0	47
		% within D11 What is your gender identity? - Selected Choice	4.3%	3.4%	0.0%	3.6%
	11 Agree	Count	6	15	0	21
		% within D11 What is your gender identity? - Selected Choice	1.7%	1.6%	0.0%	1.6%
	12 Strongly agree	Count	3	2	0	5
		% within D11 What is your gender identity? - Selected Choice	0.9%	0.2%	0.0%	0.4%
	Total	Count	348	955	7	1310
		% within D11 What is your gender identity? - Selected Choice	100.0%	100.0%	100.0%	100.0%

**Chi-Square Tests**

	Value	df	Asymptotic Significance (2-sided)
Pearson Chi-Square	5.806 <sup>a</sup>	8	0.669
Likelihood Ratio	6.175	8	0.628
Linear-by-Linear Association	3.448	1	0.063
N of Valid Cases	1310		

a. 6 cells (40.0%) have expected count less than 5. The minimum expected count is .03.

**PSS\_2\_4 My friends tell me that: - Someone you are dating should have sex with you when you want. \* D11 What is your gender identity? - Selected Choice**

		D11 What is your gender identity? - Selected Choice			Total	
		1 Male	2 Female	3 Other (Please Specify)		
PSS_2_4 My friends tell me that: - Someone you are dating should have sex with you when you want.	8 Strongly disagree	Count	236	627	7	870
		% within D11 What is your gender identity? - Selected Choice	68.0%	65.7%	100.0%	66.5%
	9 Disagree	Count	75	171	0	246
		% within D11 What is your gender identity? - Selected Choice	21.6%	17.9%	0.0%	18.8%
	10 Neutral	Count	24	84	0	108
		% within D11 What is your gender identity? - Selected Choice	6.9%	8.8%	0.0%	8.3%
	11 Agree	Count	9	43	0	52
		% within D11 What is your gender identity? - Selected Choice	2.6%	4.5%	0.0%	4.0%
	12 Strongly agree	Count	3	30	0	33
		% within D11 What is your gender identity? - Selected Choice	0.9%	3.1%	0.0%	2.5%
	Total	Count	347	955	7	1309
		% within D11 What is your gender identity? - Selected Choice	100.0%	100.0%	100.0%	100.0%

**Chi-Square Tests**

	Value	df	Asymptotic Significance (2-sided)
Pearson Chi-Square	14.284 <sup>a</sup>	8	0.075
Likelihood Ratio	17.843	8	0.022
Linear-by-Linear Association	4.258	1	0.039
N of Valid Cases	1309		

a. 5 cells (33.3%) have expected count less than 5. The minimum expected count is .18.

**PSS\_2\_5 My friends tell me that: - When you spend money on a date, the person should have sex with you in return.  
 \* D11 What is your gender identity? - Selected Choice**

		D11 What is your gender identity? - Selected Choice			Total	
		1 Male	2 Female	3 Other (Please Specify)		
PSS_2_5 My friends tell me that: - When you spend money on a date, the person should have sex with you in return.	8 Strongly disagree	Count	257	830	7	1094
		% within D11 What is your gender identity? - Selected Choice	74.1%	87.0%	100.0%	83.6%
	9 Disagree	Count	72	93	0	165
		% within D11 What is your gender identity? - Selected Choice	20.7%	9.7%	0.0%	12.6%
	10 Neutral	Count	12	19	0	31
		% within D11 What is your gender identity? - Selected Choice	3.5%	2.0%	0.0%	2.4%
	11 Agree	Count	4	8	0	12
		% within D11 What is your gender identity? - Selected Choice	1.2%	0.8%	0.0%	0.9%
	12 Strongly agree	Count	2	4	0	6
		% within D11 What is your gender identity? - Selected Choice	0.6%	0.4%	0.0%	0.5%
	Total	Count	347	954	7	1308
		% within D11 What is your gender identity? - Selected Choice	100.0%	100.0%	100.0%	100.0%

**Chi-Square Tests**

	Value	df	Asymptotic Significance (2-sided)
Pearson Chi-Square	33.600 <sup>a</sup>	8	0.000
Likelihood Ratio	32.202	8	0.000
Linear-by-Linear Association	19.610	1	0.000
N of Valid Cases	1308		

a. 7 cells (46.7%) have expected count less than 5. The minimum expected count is .03.



**PSS\_2\_6 My friends tell me that: - You should respond to a date's challenges to your authority by insulting them or putting them down. \* D11 What is your gender identity? - Selected Choice**

		D11 What is your gender identity? - Selected Choice			Total	
		1 Male	2 Female	3 Other (Please Specify)		
PSS_2_6 My friends tell me that: - You should respond to a date's challenges to your authority by insulting them or putting them down.	8 Strongly disagree	Count	274	816	6	1096
		% within D11 What is your gender identity? - Selected Choice	79.0%	85.7%	85.7%	83.9%
	9 Disagree	Count	58	103	0	161
		% within D11 What is your gender identity? - Selected Choice	16.7%	10.8%	0.0%	12.3%
	10 Neutral	Count	9	27	1	37
		% within D11 What is your gender identity? - Selected Choice	2.6%	2.8%	14.3%	2.8%
	11 Agree	Count	3	3	0	6
		% within D11 What is your gender identity? - Selected Choice	0.9%	0.3%	0.0%	0.5%
	12 Strongly agree	Count	3	3	0	6
		% within D11 What is your gender identity? - Selected Choice	0.9%	0.3%	0.0%	0.5%
	Total	Count	347	952	7	1306
		% within D11 What is your gender identity? - Selected Choice	100.0%	100.0%	100.0%	100.0%

**Chi-Square Tests**

	Value	df	Asymptotic Significance (2-sided)
Pearson Chi-Square	16.139 <sup>a</sup>	8	0.040
Likelihood Ratio	14.599	8	0.067
Linear-by-Linear Association	6.433	1	0.011
N of Valid Cases	1306		

a. 8 cells (53.3%) have expected count less than 5. The minimum expected count is .03.

**PSS\_2\_7 My friends tell me that: - It is alright to physically force a person to have sex under certain conditions. \***  
**D11 What is your gender identity? - Selected Choice**

		D11 What is your gender identity? - Selected Choice			Total	
		1 Male	2 Female	3 Other (Please Specify)		
PSS_2_7 My friends tell me that: - It is alright to physically force a person to have sex under certain conditions.	8 Strongly disagree	Count	316	911	7	1234
		% within D11 What is your gender identity? - Selected Choice	91.1%	95.7%	100.0%	94.5%
	9 Disagree	Count	19	27	0	46
		% within D11 What is your gender identity? - Selected Choice	5.5%	2.8%	0.0%	3.5%
	10 Neutral	Count	8	9	0	17
		% within D11 What is your gender identity? - Selected Choice	2.3%	0.9%	0.0%	1.3%
	11 Agree	Count	1	2	0	3
		% within D11 What is your gender identity? - Selected Choice	0.3%	0.2%	0.0%	0.2%
	12 Strongly agree	Count	3	3	0	6
		% within D11 What is your gender identity? - Selected Choice	0.9%	0.3%	0.0%	0.5%
	Total	Count	347	952	7	1306
		% within D11 What is your gender identity? - Selected Choice	100.0%	100.0%	100.0%	100.0%

**Chi-Square Tests**

	Value	df	Asymptotic Significance (2-sided)
Pearson Chi-Square	11.369 <sup>a</sup>	8	0.182
Likelihood Ratio	10.687	8	0.220
Linear-by-Linear Association	9.164	1	0.002
N of Valid Cases	1306		

a. 9 cells (60.0%) have expected count less than 5. The minimum expected count is .02.

## Readiness to Help

RTH\_1 Please rate your answers using the scale below: - I don't think sexual violence is a problem on this campus.

\* D11 What is your gender identity? - Selected Choice

Crosstab

			D11 What is your gender identity? - Selected Choice			
			1 Male	2 Female	3 Other (Please Specify)	Total
RTH_1 Please rate your answers using the scale below: - I don't think sexual violence is a problem on this campus.	1 Strongly agree	Count	19	11	1	31
		% within D11 What is your gender identity? - Selected Choice	4.9%	1.2%	9.1%	2.4%
	2 Agree	Count	55	38	0	93
		% within D11 What is your gender identity? - Selected Choice	14.2%	4.2%	0.0%	7.1%
	3 Neither agree nor disagree	Count	106	161	2	269
		% within D11 What is your gender identity? - Selected Choice	27.4%	17.8%	18.2%	20.6%
	4 Disagree	Count	136	409	2	547
		% within D11 What is your gender identity? - Selected Choice	35.1%	45.1%	18.2%	41.9%
	5 Strongly disagree	Count	71	287	6	364
		% within D11 What is your gender identity? - Selected Choice	18.3%	31.7%	54.5%	27.9%
Total	Count	387	906	11	1304	
	% within D11 What is your gender identity? - Selected Choice	100.0%	100.0%	100.0%	100.0%	

### Chi-Square Tests

	Value	df	Asymptotic Significance (2-sided)
Pearson Chi-Square	96.868 <sup>a</sup>	8	0.000
Likelihood Ratio	92.128	8	0.000
Linear-by-Linear Association	80.416	1	0.000
N of Valid Cases	1304		

a. 5 cells (33.3%) have expected count less than 5. The minimum expected count is .26.

**RTH\_2 Please rate your answers using the scale below: - I don't think there is much I can do about sexual violence on campus. \* D11 What is your gender identity? - Selected Choice**

**Crosstab**

		D11 What is your gender identity? - Selected Choice			Total	
		1 Male	2 Female	3 Other (Please Specify)		
RTH_2 Please rate your answers using the scale below: - I don't think there is much I can do about sexual violence on campus.	1 Strongly agree	Count	14	7	0	21
		% within D11 What is your gender identity? - Selected Choice	3.6%	0.8%	0.0%	1.6%
	2 Agree	Count	62	111	1	174
		% within D11 What is your gender identity? - Selected Choice	16.0%	12.3%	9.1%	13.4%
	3 Neither agree nor disagree	Count	78	193	2	273
		% within D11 What is your gender identity? - Selected Choice	20.2%	21.3%	18.2%	21.0%
	4 Disagree	Count	172	395	5	572
		% within D11 What is your gender identity? - Selected Choice	44.4%	43.6%	45.5%	43.9%
	5 Strongly disagree	Count	61	199	3	263
		% within D11 What is your gender identity? - Selected Choice	15.8%	22.0%	27.3%	20.2%
Total	Count	387	905	11	1303	
	% within D11 What is your gender identity? - Selected Choice	100.0%	100.0%	100.0%	100.0%	

**Chi-Square Tests**

	Value	df	Asymptotic Significance (2-sided)
Pearson Chi-Square	22.545 <sup>a</sup>	8	0.004
Likelihood Ratio	21.281	8	0.006
Linear-by-Linear Association	12.817	1	0.000
N of Valid Cases	1303		

a. 5 cells (33.3%) have expected count less than 5. The minimum expected count is .18.

**RTH\_3 Please rate your answers using the scale below: - There isn't much need for me to think about sexual violence on campus. \* D11 What is your gender identity? - Selected Choice**

**Crosstab**

		D11 What is your gender identity? - Selected Choice			Total	
		1 Male	2 Female	3 Other (Please Specify)		
RTH_3 Please rate your answers using the scale below: - There isn't much need for me to think about sexual violence on campus.	1 Strongly agree	Count	16	7	1	24
		% within D11 What is your gender identity? - Selected Choice	4.1%	0.8%	9.1%	1.8%
	2 Agree	Count	61	46	0	107
		% within D11 What is your gender identity? - Selected Choice	15.8%	5.1%	0.0%	8.2%
	3 Neither agree nor disagree	Count	90	110	1	201
		% within D11 What is your gender identity? - Selected Choice	23.3%	12.2%	9.1%	15.4%
	4 Disagree	Count	148	391	3	542
		% within D11 What is your gender identity? - Selected Choice	38.2%	43.3%	27.3%	41.6%
	5 Strongly disagree	Count	72	350	6	428
		% within D11 What is your gender identity? - Selected Choice	18.6%	38.7%	54.5%	32.9%
Total	Count	387	904	11	1302	
	% within D11 What is your gender identity? - Selected Choice	100.0%	100.0%	100.0%	100.0%	

**Chi-Square Tests**

	Value	df	Asymptotic Significance (2-sided)
Pearson Chi-Square	117.221 <sup>a</sup>	8	0.000
Likelihood Ratio	113.523	8	0.000
Linear-by-Linear Association	105.862	1	0.000
N of Valid Cases	1302		

a. 5 cells (33.3%) have expected count less than 5. The minimum expected count is .20.

**RTH\_4 Please rate your answers using the scale below: - Doing something about sexual violence is solely the job of the crisis center. \* D11 What is your gender identity? - Selected Choice**

**Crosstab**

		D11 What is your gender identity? - Selected Choice			Total	
		1 Male	2 Female	3 Other (Please Specify)		
RTH_4 Please rate your answers using the scale below: - Doing something about sexual violence is solely the job of the crisis center.	1 Strongly agree	Count	5	5	0	10
		% within D11 What is your gender identity? - Selected Choice	1.3%	0.6%	0.0%	0.8%
	2 Agree	Count	12	22	0	34
		% within D11 What is your gender identity? - Selected Choice	3.1%	2.4%	0.0%	2.6%
	3 Neither agree nor disagree	Count	50	82	2	134
		% within D11 What is your gender identity? - Selected Choice	13.0%	9.1%	18.2%	10.3%
	4 Disagree	Count	149	358	1	508
		% within D11 What is your gender identity? - Selected Choice	38.6%	39.6%	9.1%	39.1%
	5 Strongly disagree	Count	170	436	8	614
		% within D11 What is your gender identity? - Selected Choice	44.0%	48.3%	72.7%	47.2%
Total	Count	386	903	11	1300	
	% within D11 What is your gender identity? - Selected Choice	100.0%	100.0%	100.0%	100.0%	

**Chi-Square Tests**

	Value	df	Asymptotic Significance (2-sided)
Pearson Chi-Square	12.563 <sup>a</sup>	8	0.128
Likelihood Ratio	13.421	8	0.098
Linear-by-Linear Association	6.464	1	0.011
N of Valid Cases	1300		

a. 5 cells (33.3%) have expected count less than 5. The minimum expected count is .08.

**RTH\_5 Please rate your answers using the scale below: - Sometimes I think I should learn more about sexual violence. \* D11 What is your gender identity? - Selected Choice**

**Crosstab**

			D11 What is your gender identity? - Selected Choice			Total
			1 Male	2 Female	3 Other (Please Specify)	
RTH_5 Please rate your answers using the scale below: - Sometimes I think I should learn more about sexual violence.	1 Strongly agree	Count	29	139	1	169
		% within D11 What is your gender identity? - Selected Choice	7.5%	15.4%	9.1%	13.0%
	2 Agree	Count	143	470	3	616
		% within D11 What is your gender identity? - Selected Choice	37.0%	52.0%	27.3%	47.3%
	3 Neither agree nor disagree	Count	133	207	7	347
		% within D11 What is your gender identity? - Selected Choice	34.4%	22.9%	63.6%	26.7%
	4 Disagree	Count	60	80	0	140
		% within D11 What is your gender identity? - Selected Choice	15.5%	8.9%	0.0%	10.8%
	5 Strongly disagree	Count	22	7	0	29
		% within D11 What is your gender identity? - Selected Choice	5.7%	0.8%	0.0%	2.2%
Total	Count	387	903	11	1301	
	% within D11 What is your gender identity? - Selected Choice	100.0%	100.0%	100.0%	100.0%	

**Chi-Square Tests**

	Value	df	Asymptotic Significance (2-sided)
Pearson Chi-Square	87.963 <sup>a</sup>	8	0.000
Likelihood Ratio	85.338	8	0.000
Linear-by-Linear Association	64.841	1	0.000
N of Valid Cases	1301		

a. 4 cells (26.7%) have expected count less than 5. The minimum expected count is .25.

**RTH\_6 Please rate your answers using the scale below: - I have not yet done anything to learn more about sexual violence. \* D11 What is your gender identity? - Selected Choice**

**Crosstab**

		D11 What is your gender identity? - Selected Choice			Total	
		1 Male	2 Female	3 Other (Please Specify)		
RTH_6 Please rate your answers using the scale below: - I have not yet done anything to learn more about sexual violence.	1 Strongly agree	Count	20	34	0	54
		% within D11 What is your gender identity? - Selected Choice	5.2%	3.8%	0.0%	4.2%
	2 Agree	Count	93	191	1	285
		% within D11 What is your gender identity? - Selected Choice	24.0%	21.2%	9.1%	21.9%
	3 Neither agree nor disagree	Count	86	185	2	273
		% within D11 What is your gender identity? - Selected Choice	22.2%	20.5%	18.2%	21.0%
	4 Disagree	Count	129	358	3	490
		% within D11 What is your gender identity? - Selected Choice	33.3%	39.7%	27.3%	37.7%
	5 Strongly disagree	Count	59	133	5	197
		% within D11 What is your gender identity? - Selected Choice	15.2%	14.8%	45.5%	15.2%
Total	Count	387	901	11	1299	
	% within D11 What is your gender identity? - Selected Choice	100.0%	100.0%	100.0%	100.0%	

**Chi-Square Tests**

	Value	df	Asymptotic Significance (2-sided)
Pearson Chi-Square	13.976 <sup>a</sup>	8	0.082
Likelihood Ratio	12.347	8	0.136
Linear-by-Linear Association	4.535	1	0.033
N of Valid Cases	1299		

a. 5 cells (33.3%) have expected count less than 5. The minimum expected count is .46.



**RTH\_7 Please rate your answers using the scale below: - I think I can do something about sexual violence. \* D11 What is your gender identity? - Selected Choice**

**Crosstab**

		D11 What is your gender identity? - Selected Choice				
			1 Male	2 Female	3 Other (Please Specify)	Total
RTH_7 Please rate your answers using the scale below: - I think I can do something about sexual violence.	1 Strongly agree	Count	59	163	2	224
		% within D11 What is your gender identity? - Selected Choice	15.2%	18.1%	18.2%	17.2%
	2 Agree	Count	192	487	5	684
		% within D11 What is your gender identity? - Selected Choice	49.6%	54.0%	45.5%	52.6%
	3 Neither agree nor disagree	Count	93	208	3	304
		% within D11 What is your gender identity? - Selected Choice	24.0%	23.1%	27.3%	23.4%
	4 Disagree	Count	30	41	1	72
		% within D11 What is your gender identity? - Selected Choice	7.8%	4.5%	9.1%	5.5%
	5 Strongly disagree	Count	13	3	0	16
		% within D11 What is your gender identity? - Selected Choice	3.4%	0.3%	0.0%	1.2%
Total	Count	387	902	11	1300	
	% within D11 What is your gender identity? - Selected Choice	100.0%	100.0%	100.0%	100.0%	

**Chi-Square Tests**

	Value	df	Asymptotic Significance (2-sided)
Pearson Chi-Square	28.108 <sup>a</sup>	8	0.000
Likelihood Ratio	25.795	8	0.001
Linear-by-Linear Association	13.102	1	0.000
N of Valid Cases	1300		

a. 5 cells (33.3%) have expected count less than 5. The minimum expected count is .14.

**RTH\_8 Please rate your answers using the scale below: - I am planning to learn more about the problem of sexual violence on campus. \* D11 What is your gender identity? - Selected Choice**

**Crosstab**

			D11 What is your gender identity? - Selected Choice			Total
			1 Male	2 Female	3 Other (Please Specify)	
RTH_8 Please rate your answers using the scale below: - I am planning to learn more about the problem of sexual violence on campus.	1 Strongly agree	Count	21	96	1	118
		% within D11 What is your gender identity? - Selected Choice	5.4%	10.7%	9.1%	9.1%
	2 Agree	Count	89	358	3	450
		% within D11 What is your gender identity? - Selected Choice	23.0%	39.7%	27.3%	34.6%
	3 Neither agree nor disagree	Count	165	340	5	510
		% within D11 What is your gender identity? - Selected Choice	42.6%	37.7%	45.5%	39.3%
	4 Disagree	Count	78	96	2	176
		% within D11 What is your gender identity? - Selected Choice	20.2%	10.7%	18.2%	13.5%
	5 Strongly disagree	Count	34	11	0	45
		% within D11 What is your gender identity? - Selected Choice	8.8%	1.2%	0.0%	3.5%
Total	Count	387	901	11	1299	
	% within D11 What is your gender identity? - Selected Choice	100.0%	100.0%	100.0%	100.0%	

**Chi-Square Tests**

	Value	df	Asymptotic Significance (2-sided)
Pearson Chi-Square	95.287 <sup>a</sup>	8	0.000
Likelihood Ratio	91.882	8	0.000
Linear-by-Linear Association	76.555	1	0.000
N of Valid Cases	1299		

a. 5 cells (33.3%) have expected count less than 5. The minimum expected count is .38.

**RTH\_9 Please rate your answers using the scale below: - I have recently attended a program about sexual violence.  
\* D11 What is your gender identity? - Selected Choice**

**Crosstab**

			D11 What is your gender identity? - Selected Choice			Total
			1 Male	2 Female	3 Other (Please Specify)	
RTH_9 Please rate your answers using the scale below: - I have recently attended a program about sexual violence.	1 Strongly agree	Count	27	53	1	81
		% within D11 What is your gender identity? - Selected Choice	7.0%	5.9%	9.1%	6.2%
	2 Agree	Count	54	137	2	193
		% within D11 What is your gender identity? - Selected Choice	14.0%	15.2%	18.2%	14.8%
	3 Neither agree nor disagree	Count	61	122	2	185
		% within D11 What is your gender identity? - Selected Choice	15.8%	13.5%	18.2%	14.2%
	4 Disagree	Count	160	446	4	610
		% within D11 What is your gender identity? - Selected Choice	41.5%	49.3%	36.4%	46.9%
	5 Strongly disagree	Count	84	146	2	232
		% within D11 What is your gender identity? - Selected Choice	21.8%	16.2%	18.2%	17.8%
Total	Count	386	904	11	1301	
	% within D11 What is your gender identity? - Selected Choice	100.0%	100.0%	100.0%	100.0%	

**Chi-Square Tests**

	Value	df	Asymptotic Significance (2-sided)
Pearson Chi-Square	10.796 <sup>a</sup>	8	0.214
Likelihood Ratio	10.665	8	0.221
Linear-by-Linear Association	0.208	1	0.648
N of Valid Cases	1301		

a. 4 cells (26.7%) have expected count less than 5. The minimum expected count is .68.

**RTH\_10 Please rate your answers using the scale below: - I am actively involved in projects to deal with sexual violence on campus. \* D11 What is your gender identity? - Selected Choice**

**Crosstab**

		D11 What is your gender identity? - Selected Choice			Total	
		1 Male	2 Female	3 Other (Please Specify)		
RTH_10 Please rate your answers using the scale below: - I am actively involved in projects to deal with sexual violence on campus.	1 Strongly agree	Count	11	28	2	41
		% within D11 What is your gender identity? - Selected Choice	2.8%	3.1%	18.2%	3.2%
	2 Agree	Count	21	42	0	63
		% within D11 What is your gender identity? - Selected Choice	5.4%	4.6%	0.0%	4.8%
	3 Neither agree nor disagree	Count	73	141	3	217
		% within D11 What is your gender identity? - Selected Choice	18.9%	15.6%	27.3%	16.7%
	4 Disagree	Count	177	500	4	681
		% within D11 What is your gender identity? - Selected Choice	45.9%	55.3%	36.4%	52.3%
	5 Strongly disagree	Count	104	193	2	299
		% within D11 What is your gender identity? - Selected Choice	26.9%	21.3%	18.2%	23.0%
Total	Count	386	904	11	1301	
	% within D11 What is your gender identity? - Selected Choice	100.0%	100.0%	100.0%	100.0%	

**Chi-Square Tests**

	Value	df	Asymptotic Significance (2-sided)
Pearson Chi-Square	20.378 <sup>a</sup>	8	0.009
Likelihood Ratio	16.636	8	0.034
Linear-by-Linear Association	0.500	1	0.479
N of Valid Cases	1301		

a. 4 cells (26.7%) have expected count less than 5. The minimum expected count is .35.

**RTH\_11 Please rate your answers using the scale below: - I have recently taken part in activities or volunteered my time on projects focused on ending sexual violence on campus. \* D11 What is your gender identity? - Selected Choice**

**Crosstab**

			D11 What is your gender identity? - Selected Choice			Total
			1 Male	2 Female	3 Other (Please Specify)	
RTH_11 Please rate your answers using the scale below: - I have recently taken part in activities or volunteered my time on projects focused on ending sexual violence on campus.	1 Strongly agree	Count	15	27	0	42
		% within D11 What is your gender identity? - Selected Choice	3.9%	3.0%	0.0%	3.2%
	2 Agree	Count	33	64	1	98
		% within D11 What is your gender identity? - Selected Choice	8.5%	7.1%	9.1%	7.5%
	3 Neither agree nor disagree	Count	58	125	6	189
		% within D11 What is your gender identity? - Selected Choice	15.0%	13.8%	54.5%	14.5%
	4 Disagree	Count	172	496	2	670
		% within D11 What is your gender identity? - Selected Choice	44.6%	54.9%	18.2%	51.5%
	5 Strongly disagree	Count	108	191	2	301
		% within D11 What is your gender identity? - Selected Choice	28.0%	21.2%	18.2%	23.2%
	Total	Count	386	903	11	1300
		% within D11 What is your gender identity? - Selected Choice	100.0%	100.0%	100.0%	100.0%

**Chi-Square Tests**

	Value	df	Asymptotic Significance (2-sided)
Pearson Chi-Square	27.904 <sup>a</sup>	8	0.000
Likelihood Ratio	23.915	8	0.002
Linear-by-Linear Association	0.114	1	0.736
N of Valid Cases	1300		

a. 4 cells (26.7%) have expected count less than 5. The minimum expected count is .36.

**RTH\_12 Please rate your answers using the scale below: - I have been or am currently involved in ongoing efforts to end sexual violence on campus. \* D11 What is your gender identity? - Selected Choice**

**Crosstab**

			D11 What is your gender identity? - Selected Choice			Total
			1 Male	2 Female	3 Other (Please Specify)	
RTH_12 Please rate your answers using the scale below: - I have been or am currently involved in ongoing efforts to end sexual violence on campus.	1 Strongly agree	Count	14	29	1	44
		% within D11 What is your gender identity? - Selected Choice	3.6%	3.2%	9.1%	3.4%
	2 Agree	Count	38	75	0	113
		% within D11 What is your gender identity? - Selected Choice	9.8%	8.3%	0.0%	8.7%
	3 Neither agree nor disagree	Count	87	160	6	253
		% within D11 What is your gender identity? - Selected Choice	22.5%	17.7%	54.5%	19.5%
	4 Disagree	Count	153	470	2	625
		% within D11 What is your gender identity? - Selected Choice	39.6%	52.0%	18.2%	48.1%
	5 Strongly disagree	Count	94	169	2	265
		% within D11 What is your gender identity? - Selected Choice	24.4%	18.7%	18.2%	20.4%
Total	Count	386	903	11	1300	
	% within D11 What is your gender identity? - Selected Choice	100.0%	100.0%	100.0%	100.0%	

**Chi-Square Tests**

	Value	df	Asymptotic Significance (2-sided)
Pearson Chi-Square	28.119 <sup>a</sup>	8	0.000
Likelihood Ratio	27.150	8	0.001
Linear-by-Linear Association	0.062	1	0.803
N of Valid Cases	1300		

a. 4 cells (26.7%) have expected count less than 5. The minimum expected count is .37.

## Fear of Rape

FOR1\_1 How fearful are you of being raped: - On or around campus by a stranger? \* D11 What is your gender identity? - Selected Choice

### Crosstab

		D11 What is your gender identity? - Selected Choice			Total
		1 Male	2 Female	3 Other (Please Specify)	
0 Not at all	Count	263	163	2	428
	% within D11 What is your gender identity? - Selected Choice	86.8%	22.6%	33.3%	41.5%
1 A little	Count	23	227	2	252
	% within D11 What is your gender identity? - Selected Choice	7.6%	31.4%	33.3%	24.4%
2 Somewhat	Count	8	195	2	205
	% within D11 What is your gender identity? - Selected Choice	2.6%	27.0%	33.3%	19.9%
3 Very	Count	2	87	0	89
	% within D11 What is your gender identity? - Selected Choice	0.7%	12.0%	0.0%	8.6%
4 Extremely	Count	7	50	0	57
	% within D11 What is your gender identity? - Selected Choice	2.3%	6.9%	0.0%	5.5%
Total	Count	303	722	6	1031
	% within D11 What is your gender identity? - Selected Choice	100.0%	100.0%	100.0%	100.0%

### Chi-Square Tests

	Value	df	Asymptotic Significance (2-sided)
Pearson Chi-Square	367.453 <sup>a</sup>	8	0.000
Likelihood Ratio	397.534	8	0.000
Linear-by-Linear Association	219.891	1	0.000
N of Valid Cases	1031		

a. 5 cells (33.3%) have expected count less than 5. The minimum expected count is .33.

**FOR1\_2 How fearful are you of being raped: - Anywhere by a stranger? \* D11 What is your gender identity? - Selected Choice**

**Crosstab**

		D11 What is your gender identity? - Selected Choice			Total
		1 Male	2 Female	3 Other (Please Specify)	
0 Not at all	Count	246	96	2	344
	% within D11 What is your gender identity? - Selected Choice	81.2%	13.3%	33.3%	33.4%
1 A little	Count	35	214	1	250
	% within D11 What is your gender identity? - Selected Choice	11.6%	29.6%	16.7%	24.2%
2 Somewhat	Count	11	221	1	233
	% within D11 What is your gender identity? - Selected Choice	3.6%	30.6%	16.7%	22.6%
3 Very	Count	4	114	2	120
	% within D11 What is your gender identity? - Selected Choice	1.3%	15.8%	33.3%	11.6%
4 Extremely	Count	7	77	0	84
	% within D11 What is your gender identity? - Selected Choice	2.3%	10.7%	0.0%	8.1%
Total	Count	303	722	6	1031
	% within D11 What is your gender identity? - Selected Choice	100.0%	100.0%	100.0%	100.0%

**Chi-Square Tests**

	Value	df	Asymptotic Significance (2-sided)
Pearson Chi-Square	452.227 <sup>a</sup>	8	0.000
Likelihood Ratio	467.533	8	0.000
Linear-by-Linear Association	280.088	1	0.000
N of Valid Cases	1031		

a. 5 cells (33.3%) have expected count less than 5. The minimum expected count is .49.



**FOR1\_3 How fearful are you of being raped: - By someone you know from campus? \* D11 What is your gender identity? - Selected Choice**

**Crosstab**

		D11 What is your gender identity? - Selected Choice			Total
		1 Male	2 Female	3 Other (Please Specify)	
0 Not at all	Count	272	377	2	651
	% within D11 What is your gender identity? - Selected Choice	89.8%	52.3%	33.3%	63.2%
1 A little	Count	15	145	1	161
	% within D11 What is your gender identity? - Selected Choice	5.0%	20.1%	16.7%	15.6%
2 Somewhat	Count	9	116	3	128
	% within D11 What is your gender identity? - Selected Choice	3.0%	16.1%	50.0%	12.4%
3 Very	Count	2	46	0	48
	% within D11 What is your gender identity? - Selected Choice	0.7%	6.4%	0.0%	4.7%
4 Extremely	Count	5	37	0	42
	% within D11 What is your gender identity? - Selected Choice	1.7%	5.1%	0.0%	4.1%
Total	Count	303	721	6	1030
	% within D11 What is your gender identity? - Selected Choice	100.0%	100.0%	100.0%	100.0%

**Chi-Square Tests**

	Value	df	Asymptotic Significance (2-sided)
Pearson Chi-Square	137.892 <sup>a</sup>	8	0.000
Likelihood Ratio	155.632	8	0.000
Linear-by-Linear Association	91.439	1	0.000
N of Valid Cases	1030		

a. 5 cells (33.3%) have expected count less than 5. The minimum expected count is .24.

**FOR1\_4 How fearful are you of being raped: - By anyone you know? \* D11 What is your gender identity? - Selected Choice**

**Crosstab**

		D11 What is your gender identity? - Selected Choice			Total	
		1 Male	2 Female	3 Other (Please Specify)		
FOR1_4 How fearful are you of being raped: - By anyone you know?	0 Not at all	Count	266	367	2	635
		% within D11 What is your gender identity? - Selected Choice	87.8%	50.9%	33.3%	61.7%
	1 A little	Count	19	164	1	184
		% within D11 What is your gender identity? - Selected Choice	6.3%	22.7%	16.7%	17.9%
	2 Somewhat	Count	11	109	1	121
		% within D11 What is your gender identity? - Selected Choice	3.6%	15.1%	16.7%	11.7%
	3 Very	Count	2	44	2	48
		% within D11 What is your gender identity? - Selected Choice	0.7%	6.1%	33.3%	4.7%
	4 Extremely	Count	5	37	0	42
		% within D11 What is your gender identity? - Selected Choice	1.7%	5.1%	0.0%	4.1%
Total		Count	303	721	6	1030
		% within D11 What is your gender identity? - Selected Choice	100.0%	100.0%	100.0%	100.0%

**Chi-Square Tests**

	Value	df	Asymptotic Significance (2-sided)
Pearson Chi-Square	135.179 <sup>a</sup>	8	0.000
Likelihood Ratio	145.878	8	0.000
Linear-by-Linear Association	88.800	1	0.000
N of Valid Cases	1030		

a. 5 cells (33.3%) have expected count less than 5. The minimum expected count is .24.

**FOR2\_1 How fearful would you feel of being raped: - By a stranger if you had to walk across campus alone at night? \* D11 What is your gender identity? - Selected Choice**

**Crosstab**

			D11 What is your gender identity? - Selected Choice			Total
			1 Male	2 Female	3 Other (Please Specify)	
FOR2_1 How fearful would you feel of being raped: - By a stranger if you had to walk across campus alone at night?	0 Not at all	Count	222	65	1	288
		% within D11 What is your gender identity? - Selected Choice	73.3%	9.0%	16.7%	27.9%
	1 A little	Count	50	146	1	197
		% within D11 What is your gender identity? - Selected Choice	16.5%	20.2%	16.7%	19.1%
	2 Somewhat	Count	11	182	3	196
		% within D11 What is your gender identity? - Selected Choice	3.6%	25.2%	50.0%	19.0%
	3 Very	Count	8	174	0	182
		% within D11 What is your gender identity? - Selected Choice	2.6%	24.1%	0.0%	17.6%
	4 Extremely	Count	12	156	1	169
		% within D11 What is your gender identity? - Selected Choice	4.0%	21.6%	16.7%	16.4%
Total	Count	303	723	6	1032	
	% within D11 What is your gender identity? - Selected Choice	100.0%	100.0%	100.0%	100.0%	

**Chi-Square Tests**

	Value	df	Asymptotic Significance (2-sided)
Pearson Chi-Square	470.260 <sup>a</sup>	8	0.000
Likelihood Ratio	483.648	8	0.000
Linear-by-Linear Association	324.037	1	0.000
N of Valid Cases	1032		

a. 5 cells (33.3%) have expected count less than 5. The minimum expected count is .98.

**FOR2\_2 How fearful would you feel of being raped: - If you were out alone somewhere at night with a student you just met? \* D11 What is your gender identity? - Selected Choice**

**Crosstab**

			D11 What is your gender identity? - Selected Choice			
			1 Male	2 Female	3 Other (Please Specify)	Total
FOR2_2 How fearful would you feel of being raped: - If you were out alone somewhere at night with a student you just met?	0 Not at all	Count	242	96	0	338
		% within D11 What is your gender identity? - Selected Choice	79.9%	13.3%	0.0%	32.8%
	1 A little	Count	34	194	2	230
		% within D11 What is your gender identity? - Selected Choice	11.2%	26.8%	33.3%	22.3%
	2 Somewhat	Count	9	226	3	238
		% within D11 What is your gender identity? - Selected Choice	3.0%	31.3%	50.0%	23.1%
	3 Very	Count	8	120	0	128
		% within D11 What is your gender identity? - Selected Choice	2.6%	16.6%	0.0%	12.4%
	4 Extremely	Count	10	87	1	98
		% within D11 What is your gender identity? - Selected Choice	3.3%	12.0%	16.7%	9.5%
Total	Count	303	723	6	1032	
	% within D11 What is your gender identity? - Selected Choice	100.0%	100.0%	100.0%	100.0%	

**Chi-Square Tests**

	Value	df	Asymptotic Significance (2-sided)
Pearson Chi-Square	442.480 <sup>a</sup>	8	0.000
Likelihood Ratio	456.625	8	0.000
Linear-by-Linear Association	270.462	1	0.000
N of Valid Cases	1032		

a. 5 cells (33.3%) have expected count less than 5. The minimum expected count is .57.

**FOR3\_1 How fearful are you of being raped: - On or around campus by a group of two or more persons? \* D11 What is your gender identity? - Selected Choice**

**Crosstab**

		D11 What is your gender identity? - Selected Choice			Total	
		1 Male	2 Female	3 Other (Please Specify)		
FOR3_1 How fearful are you of being raped: - On or around campus by a group of two or more persons?	0 Not at all	Count	258	199	3	460
		% within D11 What is your gender identity? - Selected Choice	85.1%	27.6%	50.0%	44.7%
	1 A little	Count	28	222	0	250
		% within D11 What is your gender identity? - Selected Choice	9.2%	30.8%	0.0%	24.3%
	2 Somewhat	Count	6	142	2	150
		% within D11 What is your gender identity? - Selected Choice	2.0%	19.7%	33.3%	14.6%
	3 Very	Count	5	75	0	80
		% within D11 What is your gender identity? - Selected Choice	1.7%	10.4%	0.0%	7.8%
	4 Extremely	Count	6	82	1	89
		% within D11 What is your gender identity? - Selected Choice	2.0%	11.4%	16.7%	8.6%
	Total	Count	303	720	6	1029
		% within D11 What is your gender identity? - Selected Choice	100.0%	100.0%	100.0%	100.0%

**Chi-Square Tests**

	Value	df	Asymptotic Significance (2-sided)
Pearson Chi-Square	291.534 <sup>a</sup>	8	0.000
Likelihood Ratio	315.793	8	0.000
Linear-by-Linear Association	180.875	1	0.000
N of Valid Cases	1029		

a. 5 cells (33.3%) have expected count less than 5. The minimum expected count is .47.

**FOR3\_2 How fearful are you of being raped: - Anywhere by a group of two or more persons? \* D11 What is your gender identity? - Selected Choice**

**Crosstab**

			D11 What is your gender identity? - Selected Choice			
			1 Male	2 Female	3 Other (Please Specify)	Total
FOR3_2 How fearful are you of being raped: - Anywhere by a group of two or more persons?	0 Not at all	Count	252	170	3	425
		% within D11 What is your gender identity? - Selected Choice	83.2%	23.6%	50.0%	41.3%
	1 A little	Count	33	219	0	252
		% within D11 What is your gender identity? - Selected Choice	10.9%	30.4%	0.0%	24.5%
	2 Somewhat	Count	6	162	2	170
		% within D11 What is your gender identity? - Selected Choice	2.0%	22.5%	33.3%	16.5%
	3 Very	Count	7	88	0	95
		% within D11 What is your gender identity? - Selected Choice	2.3%	12.2%	0.0%	9.2%
	4 Extremely	Count	5	81	1	87
		% within D11 What is your gender identity? - Selected Choice	1.7%	11.3%	16.7%	8.5%
Total	Count	303	720	6	1029	
	% within D11 What is your gender identity? - Selected Choice	100.0%	100.0%	100.0%	100.0%	

**Chi-Square Tests**

	Value	df	Asymptotic Significance (2-sided)
Pearson Chi-Square	320.294 <sup>a</sup>	8	0.000
Likelihood Ratio	343.947	8	0.000
Linear-by-Linear Association	203.199	1	0.000
N of Valid Cases	1029		

a. 5 cells (33.3%) have expected count less than 5. The minimum expected count is .51.

## Bystander Intervention

**BYI\_1 When the situation arose at SDSU, how often did you do any of the following? - Walked a friend who had too much to drink home from a party, bar, or other social event. \* D11 What is your gender identity? - Selected Choice Crosstabulation**

		D11 What is your gender identity? - Selected Choice			Total
		1 Male	2 Female	3 Other (Please Specify)	
1 Never	Count	221	345	5	571
	% within D11 What is your gender identity? - Selected Choice	25.5%	15.9%	38.5%	18.7%
2 Sometimes	Count	132	343	4	479
	% within D11 What is your gender identity? - Selected Choice	15.2%	15.8%	30.8%	15.7%
3 A few times	Count	211	562	2	775
	% within D11 What is your gender identity? - Selected Choice	24.4%	25.9%	15.4%	25.4%
4 Most of the time	Count	145	346	2	493
	% within D11 What is your gender identity? - Selected Choice	16.7%	15.9%	15.4%	16.2%
5 Always	Count	157	577	0	734
	% within D11 What is your gender identity? - Selected Choice	18.1%	26.6%	0.0%	24.0%
Total	Count	866	2173	13	3052
	% within D11 What is your gender identity? - Selected Choice	100.0%	100.0%	100.0%	100.0%

### Chi-Square Tests

	Value	df	Asymptotic Significance (2-sided)
Pearson Chi-Square	58.241 <sup>a</sup>	8	0.000
Likelihood Ratio	59.693	8	0.000
Linear-by-Linear Association	30.348	1	0.000
N of Valid Cases	3052		

a. 5 cells (33.3%) have expected count less than 5. The minimum expected count is 2.04.

**BYI\_2 When the situation arose at SDSU, how often did you do any of the following? - Talked to the friends of a drunk person to make sure they don't leave him/her behind at a party, bar, or other social event. \* D11 What is your gender identity? - Selected Choice Crosstabulation**

		D11 What is your gender identity? - Selected Choice			
		1 Male	2 Female	3 Other (Please Specify)	Total
1 Never	Count	208	331	6	545
	% within D11 What is your gender identity? - Selected Choice	23.7%	15.0%	35.3%	17.6%
2 Sometimes	Count	124	356	1	481
	% within D11 What is your gender identity? - Selected Choice	14.1%	16.2%	5.9%	15.5%
3 A few times	Count	177	504	4	685
	% within D11 What is your gender identity? - Selected Choice	20.1%	22.9%	23.5%	22.1%
4 Most of the time	Count	169	405	3	577
	% within D11 What is your gender identity? - Selected Choice	19.2%	18.4%	17.6%	18.6%
5 Always	Count	201	608	3	812
	% within D11 What is your gender identity? - Selected Choice	22.9%	27.6%	17.6%	26.2%
Total	Count	879	2204	17	3100
	% within D11 What is your gender identity? - Selected Choice	100.0%	100.0%	100.0%	100.0%

**Chi-Square Tests**

	Value	df	Asymptotic Significance (2-sided)
Pearson Chi-Square	40.691 <sup>a</sup>	8	0.000
Likelihood Ratio	39.190	8	0.000
Linear-by-Linear Association	14.594	1	0.000
N of Valid Cases	3100		

a. 5 cells (33.3%) have expected count less than 5. The minimum expected count is 2.64.



**BYI\_3 When the situation arose at SDSU, how often did you do any of the following? - Spoke up against sexist jokes.**

**\* D11 What is your gender identity? - Selected Choice Crosstabulation**

		D11 What is your gender identity? - Selected Choice			Total
		1 Male	2 Female	3 Other (Please Specify)	
1 Never	Count	298	332	3	633
	% within D11 What is your gender identity? - Selected Choice	30.9%	13.4%	10.7%	18.3%
2 Sometimes	Count	248	532	7	787
	% within D11 What is your gender identity? - Selected Choice	25.7%	21.5%	25.0%	22.7%
3 A few times	Count	207	568	5	780
	% within D11 What is your gender identity? - Selected Choice	21.5%	23.0%	17.9%	22.5%
4 Most of the time	Count	140	588	4	732
	% within D11 What is your gender identity? - Selected Choice	14.5%	23.8%	14.3%	21.1%
5 Always	Count	72	450	9	531
	% within D11 What is your gender identity? - Selected Choice	7.5%	18.2%	32.1%	15.3%
Total	Count	965	2470	28	3463
	% within D11 What is your gender identity? - Selected Choice	100.0%	100.0%	100.0%	100.0%

**Chi-Square Tests**

	Value	df	Asymptotic Significance (2-sided)
Pearson Chi-Square	209.277 <sup>a</sup>	8	0.000
Likelihood Ratio	207.482	8	0.000
Linear-by-Linear Association	189.320	1	0.000
N of Valid Cases	3463		

a. 1 cells (6.7%) have expected count less than 5. The minimum expected count is 4.29.

**BYI\_4 When the situation arose at SDSU, how often did you do any of the following? - Tried to distract someone who was trying to take a drunk person to another room or trying to get them to do something sexual. \* D11 What is your gender identity? - Selected Choice**

		D11 What is your gender identity? - Selected Choice			Total
		1 Male	2 Female	3 Other (Please Specify)	
1 Never	Count	312	650	4	966
	% within D11 What is your gender identity? - Selected Choice	45.3%	39.3%	36.4%	41.1%
2 Sometimes	Count	92	257	3	352
	% within D11 What is your gender identity? - Selected Choice	13.4%	15.5%	27.3%	15.0%
3 A few times	Count	87	262	2	351
	% within D11 What is your gender identity? - Selected Choice	12.6%	15.8%	18.2%	14.9%
4 Most of the time	Count	74	177	1	252
	% within D11 What is your gender identity? - Selected Choice	10.7%	10.7%	9.1%	10.7%
5 Always	Count	124	307	1	432
	% within D11 What is your gender identity? - Selected Choice	18.0%	18.6%	9.1%	18.4%
Total	Count	689	1653	11	2353
	% within D11 What is your gender identity? - Selected Choice	100.0%	100.0%	100.0%	100.0%

**Chi-Square Tests**

	Value	df	Asymptotic Significance (2-sided)
Pearson Chi-Square	11.051 <sup>a</sup>	8	0.199
Likelihood Ratio	11.023	8	0.200
Linear-by-Linear Association	2.029	1	0.154
N of Valid Cases	2353		

a. 5 cells (33.3%) have expected count less than 5. The minimum expected count is 1.18.

**BYI\_5 When the situation arose at SDSU, how often did you do any of the following? - Asked someone who looks very upset at a party if they are okay or need help. \* D11 What is your gender identity? - Selected Choice**

		D11 What is your gender identity? - Selected Choice			
		1 Male	2 Female	3 Other (Please Specify)	Total
1 Never	Count	213	317	3	533
	% within D11 What is your gender identity? - Selected Choice	24.3%	14.5%	18.8%	17.3%
2 Sometimes	Count	162	355	5	522
	% within D11 What is your gender identity? - Selected Choice	18.5%	16.3%	31.3%	17.0%
3 A few times	Count	197	445	1	643
	% within D11 What is your gender identity? - Selected Choice	22.5%	20.4%	6.3%	20.9%
4 Most of the time	Count	163	474	4	641
	% within D11 What is your gender identity? - Selected Choice	18.6%	21.7%	25.0%	20.8%
5 Always	Count	141	592	3	736
	% within D11 What is your gender identity? - Selected Choice	16.1%	27.1%	18.8%	23.9%
Total	Count	876	2183	16	3075
	% within D11 What is your gender identity? - Selected Choice	100.0%	100.0%	100.0%	100.0%

**Chi-Square Tests**

	Value	df	Asymptotic Significance (2-sided)
Pearson Chi-Square	76.293 <sup>a</sup>	8	0.000
Likelihood Ratio	76.959	8	0.000
Linear-by-Linear Association	64.011	1	0.000
N of Valid Cases	3075		

a. 5 cells (33.3%) have expected count less than 5. The minimum expected count is 2.72.

**BYI\_6 When the situation arose at SDSU, how often did you do any of the following? - Intervened with a friend who was being physically abusive to another person. \* D11 What is your gender identity? - Selected Choice**

		D11 What is your gender identity? - Selected Choice			
		1 Male	2 Female	3 Other (Please Specify)	Total
1 Never	Count	287	708	4	999
	% within D11 What is your gender identity? - Selected Choice	41.7%	47.2%	50.0%	45.5%
2 Sometimes	Count	78	168	2	248
	% within D11 What is your gender identity? - Selected Choice	11.3%	11.2%	25.0%	11.3%
3 A few times	Count	76	133	0	209
	% within D11 What is your gender identity? - Selected Choice	11.0%	8.9%	0.0%	9.5%
4 Most of the time	Count	76	161	0	237
	% within D11 What is your gender identity? - Selected Choice	11.0%	10.7%	0.0%	10.8%
5 Always	Count	171	330	2	503
	% within D11 What is your gender identity? - Selected Choice	24.9%	22.0%	25.0%	22.9%
Total	Count	688	1500	8	2196
	% within D11 What is your gender identity? - Selected Choice	100.0%	100.0%	100.0%	100.0%

**Chi-Square Tests**

	Value	df	Asymptotic Significance (2-sided)
Pearson Chi-Square	10.221 <sup>a</sup>	8	0.250
Likelihood Ratio	11.457	8	0.177
Linear-by-Linear Association	5.110	1	0.024
N of Valid Cases	2196		

a. 5 cells (33.3%) have expected count less than 5. The minimum expected count is .76.

**BYI\_7 When the situation arose at SDSU, how often did you do any of the following? - Intervened with a friend who was being verbally abusive to another person. \* D11 What is your gender identity? - Selected Choice**

		D11 What is your gender identity? - Selected Choice			
		1 Male	2 Female	3 Other (Please Specify)	Total
1 Never	Count	234	526	4	764
	% within D11 What is your gender identity? - Selected Choice	29.2%	29.3%	44.4%	29.3%
2 Sometimes	Count	161	335	3	499
	% within D11 What is your gender identity? - Selected Choice	20.1%	18.6%	33.3%	19.1%
3 A few times	Count	130	284	0	414
	% within D11 What is your gender identity? - Selected Choice	16.2%	15.8%	0.0%	15.9%
4 Most of the time	Count	128	286	0	414
	% within D11 What is your gender identity? - Selected Choice	16.0%	15.9%	0.0%	15.9%
5 Always	Count	148	367	2	517
	% within D11 What is your gender identity? - Selected Choice	18.5%	20.4%	22.2%	19.8%
Total	Count	801	1798	9	2608
	% within D11 What is your gender identity? - Selected Choice	100.0%	100.0%	100.0%	100.0%

**Chi-Square Tests**

	Value	df	Asymptotic Significance (2-sided)
Pearson Chi-Square	6.291 <sup>a</sup>	8	0.615
Likelihood Ratio	8.886	8	0.352
Linear-by-Linear Association	0.381	1	0.537
N of Valid Cases	2608		

a. 5 cells (33.3%) have expected count less than 5. The minimum expected count is 1.43.

# Sexual Harassment by Faculty Member, Instructor, or Staff Member

SHF\_1R Treated you “differently” because of your sex? \* D11 What is your gender identity?

			D11 What is your gender identity? - Selected Choice			
			1 Male	2 Female	3 Other (Please Specify)	Total
SHF_1R	.00 NEVER	Count	841	1786	14	2641
		% within D11 What is your gender identity? - Selected Choice	80.8%	70.0%	51.9%	73.0%
	1.00 ONE OR MORE TIMES	Count	200	764	13	977
		% within D11 What is your gender identity? - Selected Choice	19.2%	30.0%	48.1%	27.0%
Total		Count	1041	2550	27	3618
		% within D11 What is your gender identity? - Selected Choice	100.0%	100.0%	100.0%	100.0%

### Chi-Square Tests

	Value	df	Asymptotic Significance (2-sided)
Pearson Chi-Square	49.495 <sup>a</sup>	2	0.000
Likelihood Ratio	50.940	2	0.000
Linear-by-Linear Association	48.772	1	0.000
N of Valid Cases	3618		

a. 0 cells (0.0%) have expected count less than 5. The minimum expected count is 7.29.

**SHF\_4R Displayed, used, or distributed sexist or suggestive materials? \* D11 What is your gender identity?**

			D11 What is your gender identity? - Selected Choice			
			1 Male	2 Female	3 Other (Please Specify)	Total
SHF_4R	.00 NEVER	Count	943	2116	18	3077
		% within D11 What is your gender identity? - Selected Choice	90.5%	82.9%	66.7%	85.0%
	1.00 ONE OR MORE TIMES	Count	99	435	9	543
		% within D11 What is your gender identity? - Selected Choice	9.5%	17.1%	33.3%	15.0%
Total		Count	1042	2551	27	3620
		% within D11 What is your gender identity? - Selected Choice	100.0%	100.0%	100.0%	100.0%

**Chi-Square Tests**

	Value	df	Asymptotic Significance (2-sided)
Pearson Chi-Square	40.257 <sup>a</sup>	2	0.000
Likelihood Ratio	41.569	2	0.000
Linear-by-Linear Association	38.735	1	0.000
N of Valid Cases	3620		

a. 1 cells (16.7%) have expected count less than 5. The minimum expected count is 4.05.

**SHF\_5\$ Made offensive sexist remarks? \* D11 What is your gender identity?**

			D11 What is your gender identity? - Selected Choice			
			1 Male	2 Female	3 Other (Please Specify)	Total
SHF_5R	.00 NEVER	Count	871	1852	16	2739
		% within D11 What is your gender identity? - Selected Choice	83.7%	72.6%	59.3%	75.7%
	1.00 ONE OR MORE TIMES	Count	170	699	11	880
		% within D11 What is your gender identity? - Selected Choice	16.3%	27.4%	40.7%	24.3%
Total		Count	1041	2551	27	3619
		% within D11 What is your gender identity? - Selected Choice	100.0%	100.0%	100.0%	100.0%

**Chi-Square Tests**

	Value	df	Asymptotic Significance (2-sided)
Pearson Chi-Square	53.222 <sup>a</sup>	2	0.000
Likelihood Ratio	55.747	2	0.000
Linear-by-Linear Association	53.136	1	0.000
N of Valid Cases	3619		

a. 0 cells (0.0%) have expected count less than 5. The minimum expected count is 6.57.



**SHF\_6R Put you down or was condescending to you because of your sex? \* D11 What is your gender identity?**

			D11 What is your gender identity? - Selected Choice			
			1 Male	2 Female	3 Other (Please Specify)	Total
SHF_6R	.00 NEVER	Count	927	2059	17	3003
		% within D11 What is your gender identity? - Selected Choice	89.1%	80.8%	63.0%	83.0%
	1.00 ONE OR MORE TIMES	Count	113	490	10	613
		% within D11 What is your gender identity? - Selected Choice	10.9%	19.2%	37.0%	17.0%
Total		Count	1040	2549	27	3616
		% within D11 What is your gender identity? - Selected Choice	100.0%	100.0%	100.0%	100.0%

**Chi-Square Tests**

	Value	df	Asymptotic Significance (2-sided)
Pearson Chi-Square	44.443 <sup>a</sup>	2	0.000
Likelihood Ratio	45.852	2	0.000
Linear-by-Linear Association	42.826	1	0.000
N of Valid Cases	3616		

a. 1 cells (16.7%) have expected count less than 5. The minimum expected count is 4.58.

**SHF\_7R Repeatedly told sexual stories or jokes that were offensive to you? \* D11 What is your gender identity?**

			D11 What is your gender identity? - Selected Choice			
			1 Male	2 Female	3 Other (Please Specify)	Total
SHF_7R	.00 NEVER	Count	986	2208	21	3215
		% within D11 What is your gender identity? - Selected Choice	94.6%	86.6%	77.8%	88.8%
	1.00 ONE OR MORE TIMES	Count	56	343	6	405
		% within D11 What is your gender identity? - Selected Choice	5.4%	13.4%	22.2%	11.2%
Total		Count	1042	2551	27	3620
		% within D11 What is your gender identity? - Selected Choice	100.0%	100.0%	100.0%	100.0%

**Chi-Square Tests**

	Value	df	Asymptotic Significance (2-sided)
Pearson Chi-Square	51.840 <sup>a</sup>	2	0.000
Likelihood Ratio	57.970	2	0.000
Linear-by-Linear Association	51.813	1	0.000
N of Valid Cases	3620		

a. 1 cells (16.7%) have expected count less than 5. The minimum expected count is 3.02.

**SHF\_8R Made unwelcome attempts to draw you into a discussion of sexual matters? \* D11 What is your gender identity?**

			D11 What is your gender identity? - Selected Choice			
			1 Male	2 Female	3 Other (Please Specify)	Total
SHF_8R	.00 NEVER	Count	995	2408	27	3430
		% within D11 What is your gender identity? - Selected Choice	95.5%	94.5%	100.0%	94.8%
	1.00 ONE OR MORE TIMES	Count	47	141	0	188
		% within D11 What is your gender identity? - Selected Choice	4.5%	5.5%	0.0%	5.2%
Total	Count		1042	2549	27	3618
	% within D11 What is your gender identity? - Selected Choice		100.0%	100.0%	100.0%	100.0%

**Chi-Square Tests**

	Value	df	Asymptotic Significance (2-sided)
Pearson Chi-Square	3.056 <sup>a</sup>	2	0.217
Likelihood Ratio	4.491	2	0.106
Linear-by-Linear Association	0.853	1	0.356
N of Valid Cases	3618		

a. 1 cells (16.7%) have expected count less than 5. The minimum expected count is 1.40.

**SHF\_9R Made offensive remarks about your appearance, body, or sexual activities? \* D11 What is your gender identity?**

			D11 What is your gender identity? - Selected Choice			
			1 Male	2 Female	3 Other (Please Specify)	Total
SHF_9R	.00 NEVER	Count	987	2334	26	3347
		% within D11 What is your gender identity? - Selected Choice	95.0%	91.5%	96.3%	92.6%
	1.00 ONE OR MORE TIMES	Count	52	216	1	269
		% within D11 What is your gender identity? - Selected Choice	5.0%	8.5%	3.7%	7.4%
Total	Count		1039	2550	27	3616
	% within D11 What is your gender identity? - Selected Choice		100.0%	100.0%	100.0%	100.0%

**Chi-Square Tests**

	Value	df	Asymptotic Significance (2-sided)
Pearson Chi-Square	13.429 <sup>a</sup>	2	0.001
Likelihood Ratio	14.470	2	0.001
Linear-by-Linear Association	10.938	1	0.001
N of Valid Cases	3616		

a. 1 cells (16.7%) have expected count less than 5. The minimum expected count is 2.01.

**SHF\_10R Made gestures or used body language of a sexual nature which embarrassed or offended you? \* D11 What is your gender identity?**

			D11 What is your gender identity? - Selected Choice			Total
			1 Male	2 Female	3 Other (Please Specify)	
SHF_10R	.00 NEVER	Count	1004	2388	26	3418
		% within D11 What is your gender identity? - Selected Choice	96.5%	93.6%	96.3%	94.5%
	1.00 ONE OR MORE TIMES	Count	36	162	1	199
		% within D11 What is your gender identity? - Selected Choice	3.5%	6.4%	3.7%	5.5%
Total		Count	1040	2550	27	3617
		% within D11 What is your gender identity? - Selected Choice	100.0%	100.0%	100.0%	100.0%

**Chi-Square Tests**

	Value	df	Asymptotic Significance (2-sided)
Pearson Chi-Square	12.048a	2	.002
Likelihood Ratio	13.112	2	.001
Linear-by-Linear Association	10.553	1	.001
N of Valid Cases	3617		

a. 1 cells (16.7%) have expected count less than 5. The minimum expected count is 1.49.

**SHF\_11R Made unwanted attempts to establish a romantic sexual relationship with you despite your efforts to discourage it? \* D11 What is your gender identity?**

			D11 What is your gender identity? - Selected Choice			
			1 Male	2 Female	3 Other (Please Specify)	Total
SHF_11R	.00 NEVER	Count	1005	2445	27	3477
		% within D11 What is your gender identity? - Selected Choice	96.6%	95.9%	100.0%	96.2%
	1.00 ONE OR MORE TIMES	Count	35	104	0	139
		% within D11 What is your gender identity? - Selected Choice	3.4%	4.1%	0.0%	3.8%
Total	Count		1040	2549	27	3616
	% within D11 What is your gender identity? - Selected Choice		100.0%	100.0%	100.0%	100.0%

**Chi-Square Tests**

	Value	df	Asymptotic Significance (2-sided)
Pearson Chi-Square	2.108 <sup>a</sup>	2	0.349
Likelihood Ratio	3.166	2	0.205
Linear-by-Linear Association	0.536	1	0.464
N of Valid Cases	3616		

a. 1 cells (16.7%) have expected count less than 5. The minimum expected count is 1.04.

**SHF\_12R Continued to ask you for dates, drinks, dinner, etc., even though you said “No”? \* D11 What is your gender identity?**

			D11 What is your gender identity? - Selected Choice			
			1 Male	2 Female	3 Other (Please Specify)	Total
SHF_12R	.00 NEVER	Count	1019	2457	27	3503
		% within D11 What is your gender identity? - Selected Choice	98.0%	96.4%	100.0%	96.9%
	1.00 ONE OR MORE TIMES	Count	21	91	0	112
		% within D11 What is your gender identity? - Selected Choice	2.0%	3.6%	0.0%	3.1%
Total	Count		1040	2548	27	3615
	% within D11 What is your gender identity? - Selected Choice		100.0%	100.0%	100.0%	100.0%

**Chi-Square Tests**

	Value	df	Asymptotic Significance (2-sided)
Pearson Chi-Square	6.797 <sup>a</sup>	2	0.033
Likelihood Ratio	8.100	2	0.017
Linear-by-Linear Association	4.586	1	0.032
N of Valid Cases	3615		

a. 1 cells (16.7%) have expected count less than 5. The minimum expected count is .84.

**SHF\_13R Touched you in a way that made you feel uncomfortable? \* D11 What is your gender identity?**

			D11 What is your gender identity? - Selected Choice			
			1 Male	2 Female	3 Other (Please Specify)	Total
SHF_13R	.00 NEVER	Count	1011	2417	26	3454
		% within D11 What is your gender identity? - Selected Choice	97.3%	94.9%	96.3%	95.6%
	1.00 ONE OR MORE TIMES	Count	28	131	1	160
		% within D11 What is your gender identity? - Selected Choice	2.7%	5.1%	3.7%	4.4%
Total		Count	1039	2548	27	3614
		% within D11 What is your gender identity? - Selected Choice	100.0%	100.0%	100.0%	100.0%

**Chi-Square Tests**

	Value	df	Asymptotic Significance (2-sided)
Pearson Chi-Square	10.473 <sup>a</sup>	2	0.005
Likelihood Ratio	11.483	2	0.003
Linear-by-Linear Association	9.569	1	0.002
N of Valid Cases	3614		

a. 1 cells (16.7%) have expected count less than 5. The minimum expected count is 1.20.



**SHF\_14R Made unwanted attempts to stroke, fondle, or kiss you? \* D11 What is your gender identity?**

			D11 What is your gender identity? - Selected Choice			
			1 Male	2 Female	3 Other (Please Specify)	Total
SHF_14R	.00 NEVER	Count	1016	2475	27	3518
		% within D11 What is your gender identity? - Selected Choice	97.8%	97.1%	100.0%	97.3%
	1.00 ONE OR MORE TIMES	Count	23	74	0	97
		% within D11 What is your gender identity? - Selected Choice	2.2%	2.9%	0.0%	2.7%
Total	Count		1039	2549	27	3615
	% within D11 What is your gender identity? - Selected Choice		100.0%	100.0%	100.0%	100.0%

**Chi-Square Tests**

	Value	df	Asymptotic Significance (2-sided)
Pearson Chi-Square	2.094 <sup>a</sup>	2	0.351
Likelihood Ratio	2.861	2	0.239
Linear-by-Linear Association	0.844	1	0.358
N of Valid Cases	3615		

a. 1 cells (16.7%) have expected count less than 5. The minimum expected count is .72.

**SHF\_15R Made you feel like you were being bribed with a reward to engage in sexual behavior? \* D11 What is your gender identity?**

			D11 What is your gender identity? - Selected Choice			
			1 Male	2 Female	3 Other (Please Specify)	Total
SHF_15R	.00 NEVER	Count	1022	2489	27	3538
		% within D11 What is your gender identity? - Selected Choice	98.4%	97.7%	100.0%	97.9%
	1.00 ONE OR MORE TIMES	Count	17	59	0	76
		% within D11 What is your gender identity? - Selected Choice	1.6%	2.3%	0.0%	2.1%
Total	Count		1039	2548	27	3614
	% within D11 What is your gender identity? - Selected Choice		100.0%	100.0%	100.0%	100.0%

**Chi-Square Tests**

	Value	df	Asymptotic Significance (2-sided)
Pearson Chi-Square	2.239 <sup>a</sup>	2	0.326
Likelihood Ratio	2.879	2	0.237
Linear-by-Linear Association	1.138	1	0.286
N of Valid Cases	3614		

a. 1 cells (16.7%) have expected count less than 5. The minimum expected count is .57.

**SHF\_16R Made you feel threatened with some sort of retaliation for not being sexually cooperative? \* D11 What is your gender identity?**

			D11 What is your gender identity? - Selected Choice			
			1 Male	2 Female	3 Other (Please Specify)	Total
SHF_16R	.00 NEVER	Count	1017	2493	27	3537
		% within D11 What is your gender identity? - Selected Choice	98.1%	97.8%	100.0%	97.9%
	1.00 ONE OR MORE TIMES	Count	20	56	0	76
		% within D11 What is your gender identity? - Selected Choice	1.9%	2.2%	0.0%	2.1%
Total	Count		1037	2549	27	3613
	% within D11 What is your gender identity? - Selected Choice		100.0%	100.0%	100.0%	100.0%

**Chi-Square Tests**

	Value	df	Asymptotic Significance (2-sided)
Pearson Chi-Square	.842 <sup>a</sup>	2	0.656
Likelihood Ratio	1.413	2	0.493
Linear-by-Linear Association	0.096	1	0.756
N of Valid Cases	3613		

a. 1 cells (16.7%) have expected count less than 5. The minimum expected count is .57.

**SHF\_17R Treated you badly for refusing to have sex? \* D11 What is your gender identity?**

			D11 What is your gender identity? - Selected Choice			
			1 Male	2 Female	3 Other (Please Specify)	Total
SHF_17R	.00 NEVER	Count	1015	2484	27	3526
		% within D11 What is your gender identity? - Selected Choice	97.9%	97.4%	100.0%	97.6%
	1.00 ONE OR MORE TIMES	Count	22	65	0	87
		% within D11 What is your gender identity? - Selected Choice	2.1%	2.6%	0.0%	2.4%
Total		Count	1037	2549	27	3613
		% within D11 What is your gender identity? - Selected Choice	100.0%	100.0%	100.0%	100.0%

**Chi-Square Tests**

	Value	df	Asymptotic Significance (2-sided)
Pearson Chi-Square	1.247 <sup>a</sup>	2	0.536
Likelihood Ratio	1.908	2	0.385
Linear-by-Linear Association	0.293	1	0.588
N of Valid Cases	3613		

a. 1 cells (16.7%) have expected count less than 5. The minimum expected count is .65.

**SHF\_18R Implied better treatment if you were sexually cooperative? \* D11 What is your gender identity?**

			D11 What is your gender identity? - Selected Choice			
			1 Male	2 Female	3 Other (Please Specify)	Total
SHF_18R	.00 NEVER	Count	1019	2497	27	3543
		% within D11 What is your gender identity? - Selected Choice	98.3%	98.0%	100.0%	98.1%
	1.00 ONE OR MORE TIMES	Count	18	52	0	70
		% within D11 What is your gender identity? - Selected Choice	1.7%	2.0%	0.0%	1.9%
Total		Count	1037	2549	27	3613
		% within D11 What is your gender identity? - Selected Choice	100.0%	100.0%	100.0%	100.0%

**Chi-Square Tests**

	Value	df	Asymptotic Significance (2-sided)
Pearson Chi-Square	.897 <sup>a</sup>	2	0.639
Likelihood Ratio	1.425	2	0.490
Linear-by-Linear Association	0.166	1	0.684
N of Valid Cases	3613		

a. 1 cells (16.7%) have expected count less than 5. The minimum expected count is .52.

# Sexual Harassment by Other Students

SHS\_1R Treated you “differently” because of your sex?\* D11 What is your gender identity?

## Crosstab

			D11 What is your gender identity? - Selected Choice			
			1 Male	2 Female	3 Other (Please Specify)	Total
SHS_1R	.00	Count	758	1211	8	1977
		% within D11 What is your gender identity? - Selected Choice	75.9%	50.1%	30.8%	57.4%
	1.00 ONE OR MORE TIMES	Count	241	1208	18	1467
		% within D11 What is your gender identity? - Selected Choice	24.1%	49.9%	69.2%	42.6%
Total		Count	999	2419	26	3444
		% within D11 What is your gender identity? - Selected Choice	100.0%	100.0%	100.0%	100.0%

## Chi-Square Tests

	Value	df	Asymptotic Significance (2-sided)
Pearson Chi-Square	200.276 <sup>a</sup>	2	0.000
Likelihood Ratio	209.150	2	0.000
Linear-by-Linear Association	199.795	1	0.000
N of Valid Cases	3444		

a. 0 cells (0.0%) have expected count less than 5. The minimum expected count is 11.07.

**SHS\_19R Displayed, used, or distributed sexist or suggestive materials?\* D11 What is your gender identity?**

**Crosstab**

		D11 What is your gender identity? - Selected Choice				
		1 Male	2 Female	3 Other (Please Specify)	Total	
SHS_19R	.00	Count	850	1554	15	2419
		% within D11 What is your gender identity? - Selected Choice	85.2%	64.3%	57.7%	70.3%
	1.00 ONE OR MORE TIMES	Count	148	862	11	1021
		% within D11 What is your gender identity? - Selected Choice	14.8%	35.7%	42.3%	29.7%
Total		Count	998	2416	26	3440
		% within D11 What is your gender identity? - Selected Choice	100.0%	100.0%	100.0%	100.0%

**Chi-Square Tests**

	Value	df	Asymptotic Significance (2-sided)
Pearson Chi-Square	149.096 <sup>a</sup>	2	0.000
Likelihood Ratio	162.427	2	0.000
Linear-by-Linear Association	146.697	1	0.000
N of Valid Cases	3440		

a. 0 cells (0.0%) have expected count less than 5. The minimum expected count is 7.72.

**SHS\_20R Made offensive sexist remarks?\* D11 What is your gender identity?**

**Crosstab**

			D11 What is your gender identity? - Selected Choice			
			1 Male	2 Female	3 Other (Please Specify)	Total
SHS_20R	.00	Count	754	1192	10	1956
		% within D11 What is your gender identity? - Selected Choice	75.6%	49.3%	38.5%	56.9%
	1.00 ONE OR MORE TIMES	Count	243	1224	16	1483
		% within D11 What is your gender identity? - Selected Choice	24.4%	50.7%	61.5%	43.1%
Total		Count	997	2416	26	3439
		% within D11 What is your gender identity? - Selected Choice	100.0%	100.0%	100.0%	100.0%

**Chi-Square Tests**

	Value	df	Asymptotic Significance (2-sided)
Pearson Chi-Square	202.489 <sup>a</sup>	2	0.000
Likelihood Ratio	211.340	2	0.000
Linear-by-Linear Association	200.076	1	0.000
N of Valid Cases	3439		

a. 0 cells (0.0%) have expected count less than 5. The minimum expected count is 11.21.



**SHS\_21R Put you down or was condescending to you because of your sex?\* D11 What is your gender identity?**

**Crosstab**

			D11 What is your gender identity? - Selected Choice			
			1 Male	2 Female	3 Other (Please Specify)	Total
SHS_21R	.00	Count	843	1456	16	2315
		% within D11 What is your gender identity? - Selected Choice	84.6%	60.4%	61.5%	67.4%
	1.00 ONE OR MORE TIMES	Count	154	956	10	1120
		% within D11 What is your gender identity? - Selected Choice	15.4%	39.6%	38.5%	32.6%
Total		Count	997	2412	26	3435
		% within D11 What is your gender identity? - Selected Choice	100.0%	100.0%	100.0%	100.0%

**Chi-Square Tests**

	Value	df	Asymptotic Significance (2-sided)
Pearson Chi-Square	188.236 <sup>a</sup>	2	0.000
Likelihood Ratio	205.223	2	0.000
Linear-by-Linear Association	181.065	1	0.000
N of Valid Cases	3435		

a. 0 cells (0.0%) have expected count less than 5. The minimum expected count is 8.48.

**SHS\_22R Repeatedly told sexual stories or jokes that were offensive to you? \* D11 What is your gender identity? - Selected Choice**

**Crosstab**

		D11 What is your gender identity? - Selected Choice				
			1 Male	2 Female	3 Other (Please Specify)	Total
SHS_22R	.00	Count	844	1525	14	2383
		% within D11 What is your gender identity? - Selected Choice	84.7%	63.2%	53.8%	69.4%
	1.00 ONE OR MORE TIMES	Count	153	888	12	1053
		% within D11 What is your gender identity? - Selected Choice	15.3%	36.8%	46.2%	30.6%
Total		Count	997	2413	26	3436
		% within D11 What is your gender identity? - Selected Choice	100.0%	100.0%	100.0%	100.0%

**Chi-Square Tests**

	Value	df	Asymptotic Significance (2-sided)
Pearson Chi-Square	155.754 <sup>a</sup>	2	0.000
Likelihood Ratio	169.193	2	0.000
Linear-by-Linear Association	154.034	1	0.000
N of Valid Cases	3436		

a. 0 cells (0.0%) have expected count less than 5. The minimum expected count is 7.97.

**SHS\_23R Made unwelcome attempts to draw you into a discussion of sexual matters?\* D11 What is your gender identity? - Selected Choice**

**Crosstab**

			D11 What is your gender identity? - Selected Choice			
			1 Male	2 Female	3 Other (Please Specify)	Total
SHS_23R	.00	Count	876	1678	21	2575
		% within D11 What is your gender identity? - Selected Choice	87.9%	69.6%	80.8%	75.0%
	1.00 ONE OR MORE TIMES	Count	121	734	5	860
		% within D11 What is your gender identity? - Selected Choice	12.1%	30.4%	19.2%	25.0%
Total		Count	997	2412	26	3435
		% within D11 What is your gender identity? - Selected Choice	100.0%	100.0%	100.0%	100.0%

**Chi-Square Tests**

	Value	df	Asymptotic Significance (2-sided)
Pearson Chi-Square	126.269 <sup>a</sup>	2	0.000
Likelihood Ratio	139.259	2	0.000
Linear-by-Linear Association	114.964	1	0.000
N of Valid Cases	3435		

a. 0 cells (0.0%) have expected count less than 5. The minimum expected count is 6.51.

**SHS\_24R Made offensive remarks about your appearance, body, or sexual activities? \* D11 What is your gender identity? - Selected Choice**

**Crosstab**

			D11 What is your gender identity? - Selected Choice			
			1 Male	2 Female	3 Other (Please Specify)	Total
SHS_24R	.00	Count	880	1631	17	2528
		% within D11 What is your gender identity? - Selected Choice	88.4%	67.6%	65.4%	73.6%
	1.00 ONE OR MORE TIMES	Count	116	780	9	905
		% within D11 What is your gender identity? - Selected Choice	11.6%	32.4%	34.6%	26.4%
Total		Count	996	2411	26	3433
		% within D11 What is your gender identity? - Selected Choice	100.0%	100.0%	100.0%	100.0%

**Chi-Square Tests**

	Value	df	Asymptotic Significance (2-sided)
Pearson Chi-Square	156.574 <sup>a</sup>	2	0.000
Likelihood Ratio	174.635	2	0.000
Linear-by-Linear Association	152.270	1	0.000
N of Valid Cases	3433		

a. 0 cells (0.0%) have expected count less than 5. The minimum expected count is 6.85.

**SHS\_25R Made gestures or used body language of a sexual nature which embarrassed or offended you? (\* D11 What is your gender identity? - Selected Choice**

**Crosstab**

			D11 What is your gender identity? - Selected Choice			
			1 Male	2 Female	3 Other (Please Specify)	Total
SHS_25R	.00	Count	907	1749	19	2675
		% within D11 What is your gender identity? - Selected Choice	91.1%	72.6%	73.1%	77.9%
	1.00 ONE OR MORE TIMES	Count	89	661	7	757
		% within D11 What is your gender identity? - Selected Choice	8.9%	27.4%	26.9%	22.1%
Total		Count	996	2410	26	3432
		% within D11 What is your gender identity? - Selected Choice	100.0%	100.0%	100.0%	100.0%

**Chi-Square Tests**

	Value	df	Asymptotic Significance (2-sided)
Pearson Chi-Square	140.532 <sup>a</sup>	2	0.000
Likelihood Ratio	160.098	2	0.000
Linear-by-Linear Association	135.388	1	0.000
N of Valid Cases	3432		

a. 0 cells (0.0%) have expected count less than 5. The minimum expected count is 5.73.

**SHS\_26R Made unwanted attempts to establish a romantic sexual relationship with you despite your efforts to discourage it? \* D11 What is your gender identity? - Selected Choice**

**Crosstab**

			D11 What is your gender identity? - Selected Choice			
			1 Male	2 Female	3 Other (Please Specify)	Total
SHS_26R	.00	Count	901	1660	23	2584
		% within D11 What is your gender identity? - Selected Choice	90.5%	68.9%	88.5%	75.3%
	1.00 ONE OR MORE TIMES	Count	95	751	3	849
		% within D11 What is your gender identity? - Selected Choice	9.5%	31.1%	11.5%	24.7%
Total		Count	996	2411	26	3433
		% within D11 What is your gender identity? - Selected Choice	100.0%	100.0%	100.0%	100.0%

**Chi-Square Tests**

	Value	df	Asymptotic Significance (2-sided)
Pearson Chi-Square	179.286 <sup>a</sup>	2	0.000
Likelihood Ratio	203.804	2	0.000
Linear-by-Linear Association	157.043	1	0.000
N of Valid Cases	3433		

a. 0 cells (0.0%) have expected count less than 5. The minimum expected count is 6.43.

**SHS\_28R Sent or posted unwelcome sexual comments, jokes or pictures by text, email, Facebook or other electronic means? \* D11 What is your gender identity? - Selected Choice**

**Crosstab**

			D11 What is your gender identity? - Selected Choice			
			1 Male	2 Female	3 Other (Please Specify)	Total
SHS_28R	.00	Count	934	1965	23	2922
		% within D11 What is your gender identity? - Selected Choice	93.8%	81.5%	88.5%	85.1%
1.00 ONE OR MORE TIMES		Count	62	445	3	510
		% within D11 What is your gender identity? - Selected Choice	6.2%	18.5%	11.5%	14.9%
Total		Count	996	2410	26	3432
		% within D11 What is your gender identity? - Selected Choice	100.0%	100.0%	100.0%	100.0%

**Chi-Square Tests**

	Value	df	Asymptotic Significance (2-sided)
Pearson Chi-Square	83.679 <sup>a</sup>	2	0.000
Likelihood Ratio	96.083	2	0.000
Linear-by-Linear Association	76.596	1	0.000
N of Valid Cases	3432		

a. 1 cells (16.7%) have expected count less than 5. The minimum expected count is 3.86.

**SHS\_29R Spread unwelcome sexual rumors about you by text, email, Facebook or other electronic means? \* D11 What is your gender identity?**

**Crosstab**

		D11 What is your gender identity? - Selected Choice				
			1 Male	2 Female	3 Other (Please Specify)	Total
SHS_29R	.00	Count	941	2211	25	3177
		% within D11 What is your gender identity? - Selected Choice	94.5%	91.9%	96.2%	92.7%
	1.00 ONE OR MORE TIMES	Count	55	196	1	252
		% within D11 What is your gender identity? - Selected Choice	5.5%	8.1%	3.8%	7.3%
Total		Count	996	2407	26	3429
		% within D11 What is your gender identity? - Selected Choice	100.0%	100.0%	100.0%	100.0%

**Chi-Square Tests**

	Value	df	Asymptotic Significance (2-sided)
Pearson Chi-Square	7.579 <sup>a</sup>	2	0.023
Likelihood Ratio	8.028	2	0.018
Linear-by-Linear Association	5.868	1	0.015
N of Valid Cases	3429		

a. 1 cells (16.7%) have expected count less than 5. The minimum expected count is 1.91.



**SHS\_30R Called you gay or lesbian in a negative way by text, email, Facebook or other electronic means? \* D11 What is your gender identity?**

**Crosstab**

			D11 What is your gender identity? - Selected Choice			
			1 Male	2 Female	3 Other (Please Specify)	Total
SHS_30R	.00	Count	905	2267	21	3193
		% within D11 What is your gender identity? - Selected Choice	90.9%	94.1%	80.8%	93.1%
	1.00 ONE OR MORE TIMES	Count	91	141	5	237
		% within D11 What is your gender identity? - Selected Choice	9.1%	5.9%	19.2%	6.9%
Total		Count	996	2408	26	3430
		% within D11 What is your gender identity? - Selected Choice	100.0%	100.0%	100.0%	100.0%

**Chi-Square Tests**

	Value	df	Asymptotic Significance (2-sided)
Pearson Chi-Square	17.976 <sup>a</sup>	2	0.000
Likelihood Ratio	15.665	2	0.000
Linear-by-Linear Association	7.486	1	0.006
N of Valid Cases	3430		

a. 1 cells (16.7%) have expected count less than 5. The minimum expected count is 1.80.

EXECUTE.

## Sexual Assault (Self Defined)

EXP2 Since becoming a student at SDSU, have you been a victim of any sexual assault? \* D11 What is your gender identity?

		D11 What is your gender identity? - Selected Choice			Total	
		1 Male	2 Female	3 Other (Please Specify)		
EXP2 Since becoming a student at SDSU, have you been a victim of any sexual assault?	1 Yes	Count	43	447	3	493
		% within D11 What is your gender identity? - Selected Choice	4.7%	20.6%	13.6%	15.8%
	2 No	Count	881	1722	19	2622
		% within D11 What is your gender identity? - Selected Choice	95.3%	79.4%	86.4%	84.2%
Total		Count	924	2169	22	3115
		% within D11 What is your gender identity? - Selected Choice	100.0%	100.0%	100.0%	100.0%

### Chi-Square Tests

	Value	df	Asymptotic Significance (2-sided)
Pearson Chi-Square	123.896 <sup>a</sup>	2	0.000
Likelihood Ratio	149.020	2	0.000
Linear-by-Linear Association	115.703	1	0.000
N of Valid Cases	3115		

a. 1 cells (16.7%) have expected count less than 5. The minimum expected count is 3.48.

**EXP2 Since becoming a student at SDSU, have you been a victim of any sexual assault?\* D11 What is your gender identity?**

		D12_R		Total	
		1.00 HETERO OR STRAIGHT	2.00 OTHER		
EXP2 Since becoming a student as SDSU, have you been a victim of any sexual assault?	1 Yes	Count	405	84	489
		% within D12_R	15.2%	19.8%	15.8%
	2 No	Count	2257	341	2598
		% within D12_R	84.8%	80.2%	84.2%
Total		Count	2662	425	3087
		% within D12_R	100.0%	100.0%	100.0%

**Chi-Square Tests**

	Value	df	Asymptotic Significance (2-sided)	Exact Sig. (2- sided)	Exact Sig. (1- sided)
Pearson Chi-Square	5.693 <sup>a</sup>	1	0.017		
Continuity Correction <sup>b</sup>	5.356	1	0.021		
Likelihood Ratio	5.409	1	0.020		
Fisher's Exact Test				0.022	0.012
Linear-by-Linear Association	5.691	1	0.017		
N of Valid Cases	3087				

a. 0 cells (0.0%) have expected count less than 5. The minimum expected count is 67.32.

b. Computed only for a 2x2 table

**EXP2 Since becoming a student at SDSU, have you been a victim of any sexual assault?\* D11 What is your gender identity?**

		ETHR		Total	
		1.00 WHITE ONLY	2.00 NOT WHITE ONLY		
EXP2 Since becoming a student at SDSU, have you been a victim of any sexual assault?	1 Yes	Count	233	260	493
		% within ETHR	18.2%	14.2%	15.9%
	2 No	Count	1045	1569	2614
		% within ETHR	81.8%	85.8%	84.1%
Total	Count	1278	1829	3107	
	% within ETHR	100.0%	100.0%	100.0%	

**Chi-Square Tests**

	Value	df	Asymptotic Significance (2-sided)	Exact Sig. (2-sided)	Exact Sig. (1-sided)
Pearson Chi-Square	9.090 <sup>a</sup>	1	0.003		
Continuity Correction <sup>b</sup>	8.792	1	0.003		
Likelihood Ratio	9.001	1	0.003		
Fisher's Exact Test				0.003	0.002
Linear-by-Linear Association	9.087	1	0.003		
N of Valid Cases	3107				

a. 0 cells (0.0%) have expected count less than 5. The minimum expected count is 202.79.

b. Computed only for a 2x2 table

## SES (Any Sexual Assault)

sexassault \* D11 What is your gender identity? - Selected Choice

### Crosstab

			D11 What is your gender identity? - Selected Choice			Total
			1 Male	2 Female	3 Other (Please Specify)	
sexassault	.00 NO RESPONSE	Count	1074	2092	26	3192
		% within D11 What is your gender identity? - Selected Choice	90.4%	71.5%	81.3%	77.0%
	1.00 YES	Count	114	832	6	952
		% within D11 What is your gender identity? - Selected Choice	9.6%	28.5%	18.8%	23.0%
Total		Count	1188	2924	32	4144
		% within D11 What is your gender identity? - Selected Choice	100.0%	100.0%	100.0%	100.0%

### Chi-Square Tests

	Value	df	Asymptotic Significance (2-sided)
Pearson Chi-Square	170.103 <sup>a</sup>	2	0.000
Likelihood Ratio	192.466	2	0.000
Linear-by-Linear Association	156.287	1	0.000
N of Valid Cases	4144		

a. 0 cells (0.0%) have expected count less than 5. The minimum expected count is 7.35.

**sexassault \* D12\_R**

**Crosstab**

		D12_R			
			1.00 HETERO OR STRAIGHT	2.00 OTHER	Total
sexassault	.00 NO RESPONSE	Count	2754	406	3160
		% within D12_R	77.6%	73.0%	77.0%
	1.00 YES	Count	796	150	946
		% within D12_R	22.4%	27.0%	23.0%
Total	Count	3550	556	4106	
	% within D12_R	100.0%	100.0%	100.0%	

**Chi-Square Tests**

	Value	df	Asymptotic Significance (2-sided)	Exact Sig. (2-sided)	Exact Sig. (1-sided)
Pearson Chi-Square	5.627 <sup>a</sup>	1	0.018		
Continuity Correction <sup>b</sup>	5.373	1	0.020		
Likelihood Ratio	5.455	1	0.020		
Fisher's Exact Test				0.020	0.011
Linear-by-Linear Association	5.626	1	0.018		
N of Valid Cases	4106				

a. 0 cells (0.0%) have expected count less than 5. The minimum expected count is 128.10.

b. Computed only for a 2x2 table

**sexassault \* ETHR**

**Crosstab**

		ETHR		Total	
		1.00 WHITE ONLY	2.00 NOT WHITE ONLY		
sexassault	.00 NO RESPONSE	Count	1284	1899	3183
		% within ETHR	75.1%	78.3%	77.0%
	1.00 YES	Count	425	527	952
		% within ETHR	24.9%	21.7%	23.0%
Total	Count	1709	2426	4135	
	% within ETHR	100.0%	100.0%	100.0%	

**Chi-Square Tests**

	Value	df	Asymptotic Significance (2-sided)	Exact Sig. (2-sided)	Exact Sig. (1-sided)
Pearson Chi-Square	5.597 <sup>a</sup>	1	0.018		
Continuity Correction <sup>b</sup>	5.421	1	0.020		
Likelihood Ratio	5.570	1	0.018		
Fisher's Exact Test				0.020	0.010
Linear-by-Linear Association	5.596	1	0.018		
N of Valid Cases	4135				

a. 0 cells (0.0%) have expected count less than 5. The minimum expected count is 393.46.

b. Computed only for a 2x2 table

## Stalking and Unwanted Pursuit

**SFS1 \* Since you began attending SDSU, have you ever experienced being persistently followed, and/or harassed, and/or pursued by someone in an unwanted way on or around SDSU's campus? \* D11 What is your gender identity?**

**Crosstab**

			D11 What is your gender identity? - Selected Choice			Total
			1 Male	2 Female	3 Other (Please Specify)	
SFS1 Since you began attending SDSU, have you ever experienced being persistently followed, and/or harassed, and/or pursued by someone in an unwanted way on or around SDSU's campus?	1 Yes	Count	11	164	1	176
		% within D11 What is your gender identity? - Selected Choice	3.8%	22.3%	20.0%	17.1%
	2 No	Count	276	573	4	853
		% within D11 What is your gender identity? - Selected Choice	96.2%	77.7%	80.0%	82.9%
Total	Count	287	737	5	1029	
	% within D11 What is your gender identity? - Selected Choice	100.0%	100.0%	100.0%	100.0%	

**Chi-Square Tests**

	Value	df	Asymptotic Significance (2-sided)
Pearson Chi-Square	49.459 <sup>a</sup>	2	0.000
Likelihood Ratio	61.924	2	0.000
Linear-by-Linear Association	47.969	1	0.000
N of Valid Cases	1029		

a. 2 cells (33.3%) have expected count less than 5. The minimum expected count is .86.